

PY 2017

**Consolidated Annual Performance
& Evaluation Report – Self Evaluation**

**Macomb HOME Consortium
Macomb Urban County**

Macomb County Executive
Mark Hackel

Macomb Community Action
Ernest Cawvey, Director

CR-05 - Goals and Outcomes

Progress the jurisdiction has made in carrying out its strategic plan and its action plan.

91.520(a)

The Macomb HOME Consortium is comprised of the Urban County of Macomb (itself comprised of 21 communities), Clinton Township, and the Cities of Roseville and Sterling Heights. In 2017 the Consortium received \$1,242,247 (HOME), and the Urban County received \$1,715,571 (CDBG) and \$155,280 (HESG) funds. This document reports the Consortium's HOME Program and the Urban County's CDBG accomplishments. Each of the four Consortium member communities teamed with other entities to implement programs and activities. This report includes the accomplishments of the Urban County of Macomb (County). The other Consortium members will separately report their CDBG accomplishments. Further detail is found in the following narrative, with an activity breakdown in IDIS Reports PR03 and 06.

The Urban County of Macomb, along with our housing and service partners, provided affordable housing, essential infrastructure, public facilities, and human services to low- and moderate-income (LMI) people, the elderly, homeless people, and "at-risk" populations.

Areas of high priority identified in the consolidated plan include:

- **Priority Objective #1:** Improve public facilities and infrastructure.
- **Priority Objective #2:** Make available appropriate housing.
- **Priority Objective #3:** Address the needs of homeless and at-risk families.
- **Priority Objective #4:** Provide and expand human services.
- **Priority Objective #5:** Foster economic development.
- **Priority Objective #6:** Address post-foreclosure housing crisis needs.
- **Priority Objective #7:** Expand comprehensive planning, management and capacity.

The County has insufficient funds to address each priority objective every year. It is the intention of the members of the Macomb HOME Consortium to address each priority objective at least once during the life of the current Consolidated Plan with the understanding that not each member will address each priority over the life of the plan.

Other major initiatives undertaken during the program year include:

- Continued to provide communities with technical assistance in order to develop activities that use their CDBG allocations to maximum advantage while ensuring compliance with program regulations
- Expanded Fair Housing Education with focus on the LGBTQ community
- Updated ESG policies and procedures
- Promoted HUD's Equal Access Rule

- Provided in-depth technical assistance and support to Macomb County Habitat for Humanity, one of the County's two HOME Community Housing Development Organizations (CHDO), to ensure that the CHDO remained viable and projects were completed on schedule

Comparison of the proposed versus actual outcomes for each outcome measure submitted with the consolidated plan and explain, if applicable, why progress was not made toward meeting goals and objectives. 91.520(g)

A narrative explaining the difference between the proposed versus the actual outcomes for the program year and strategic plan to date is provided as an attachment to screen CR-00 Administration.

Assess how the jurisdiction's use of funds, particularly CDBG, addresses the priorities and specific objectives identified in the plan, giving special attention to the highest priority activities identified.

IMPROVE PUBLIC FACILITIES & INFRASTRUCTURE

PY 2016 projects completed in PY 2017

- Senior Center improvements: Chesterfield Twp, Harrison Twp, Fraser & Macomb Twp
- Sidewalk improvements: Armada Village & Shelby Twp
- Historic preservation: Starkweather Society
- Street resurfacing: Eastpointe
- Senior housing improvements: Utica

PY 2017 projects

- Removal of architectural barriers: *New Baltimore Burke Park, Ray Twp Public Library, *City of Richmond sidewalks, and Richmond Twp Hall
- Senior Center improvements: Chesterfield Twp, *Fraser, *Harrison Twp, and Macomb Twp
- Park improvements: *Mount Clemens Shadyside Park and Center Line Memorial Park
- Street/sidewalk improvements: *Eastpointe and Shelby Twp
- Infrastructure: Chesterfield Twp
- Landscaping: Shelby Twp

* = construction to carry-over into PY 2018

MAKE AVAILABLE APPROPRIATE HOUSING

- Utilized CDBG & HOME funds for housing rehabilitation;
- Macomb County Habitat for Humanity & Community Housing Network, were under contract to provide HOME funded acquisition/rehabilitation/resale residential housing through prior year funding. Habitat was also provided HOME funds to build a new home in partnership with an area school;
- Community Housing Network was provided HOME funds for a scattered-site rental project through prior year funding; and
- CDBG funds were used to complete minor home repairs

ADDRESS THE NEEDS OF HOMELESS AND AT-RISK FAMILIES

- CDBG funding was provided to MCREST, Macomb County Warming Center & Turning Point;
- Macomb Homeless Coalition was provided with CDBG funding for planning & administration;
- Macomb Community Action's rapid rehousing & homelessness prevention program was provided with ESG funds; and
- MCREST expended prior year ESG funds for rapid rehousing & HMIS activities

PROVIDE AND EXPAND HUMAN SERVICES

- Armada PAL – camp scholarships for income eligible program participants;
- CARE House – counseling and services for victims of abuse;
- DRMM Lighthouse, Helping Hands Gifts, New Baltimore Farmer's Market, Samaritan House & Shelby Lions – food assistance;
- Interfaith Volunteer Caregivers – provide assistance with chores to the elderly;
- Macomb Literacy Partners – services for illiterate adults;
- Wigs4Kids – wigs for income eligible children that experience hair loss due to illness;
- Macomb Community Action Chore Program – grass cutting & snow removal for senior citizens; and
- St. Vincent DePaul – rent & utility assistance

FOSTER ECONOMIC DEVELOPMENT

No CDBG funds were allocated or spent for this objective during the reporting period. The County, however, allocates substantial non-HUD resources to business development through its economic

development function. These have resulted in considerable new and retained investment in the County.

ADDRESS POST-FORECLOSURE HOUSING CRISIS NEEDS

- Staff attended training at the Building Michigan Communities Conference held April 2018; and
- Continental Management, Oakwood Senior Housing facility, required all employees to complete Fair Housing training within 90 days of hire

EXPAND COMPREHENSIVE PLANNING, MANAGEMENT & CAPACITY

County staff worked with communities during the reporting period to identify and address community needs and find appropriate funding sources.

CR-10 - Racial and Ethnic composition of families assisted

Describe the families assisted (including the racial and ethnic status of families assisted).

91.520(a)

	CDBG	HOME	ESG
White	30,766	23	0
Black or African American	1,657	10	0
Asian	580	0	0
American Indian or American Native	50	0	0
Native Hawaiian or Other Pacific Islander	30	0	0
Total	33,083	33	0
Hispanic	589	0	0
Not Hispanic	32,494	33	0

Table 1 – Table of assistance to racial and ethnic populations by source of funds

Narrative

The totals shown for CDBG and HOME are pre-populated based on activity accomplishment data entered by the County during the program year into IDIS.

ESG Specific Accomplishments: Accomplishments associated with ESG projects are recorded in the Homeless Management Information System (HMIS) and are not recorded in IDIS. This data is provided as an attachment to the CR-00 screen (2017 SAGE Report) .

CR-15 - Resources and Investments 91.520(a)

Identify the resources made available

Source of Funds	Source	Resources Made Available	Amount Expended During Program Year
CDBG	CDBG	3,924,937	1,783,828
HOME	HOME	3,463,186	1,432,408
HOPWA	HOPWA	0	0
ESG	ESG	315,473	238,011
Other	Other	0	0

Table 2 - Resources Made Available

Narrative

Notes pertaining to "Resources Made Available"

- CDBG reflects line 8 of the PR26
- HOME and ESG reflect the amount of prior year funds available at July 1, 2017 plus the 2017 formula allocation for each grant

Amount Expended During Program Year 2017:

- CDBG adjusted to reflect line 15 of the PR26
- HOME adjusted to reflect total disbursements for PY 2017 reported in the PR33
- ESG adjusted to reflect PR07

The "Amount Expended During Program Year 2017" includes all expenditures during the 2017 program year from all grant years.

Program income was received from repayment of CDBG and HOME funded housing rehabilitation projects.

The total resources made available shown above in "Identify the Resources Made Available" includes prior year funds.

Identify the geographic distribution and location of investments

Target Area	Planned Percentage of Allocation	Actual Percentage of Allocation	Narrative Description
Addressing Slums/Blight on a Spot Basis	1	0	24 CFR 570.208(b)(2)
ESG Activities	4	6	24 CFR 576
Grant Administration	14	14	Not Applicable

Limited Clientele Activity	18	17	24 CFR 570.208(a)(2)
LMI Housing Activities	55	52	24 CFR 570.208(a)(3)
Low/Mod Area	8	11	Eligible Census Tract/Block Group

Table 3 – Identify the geographic distribution and location of investments

Narrative

The percentage (%) of the geographic distribution and location of investments shown under "Identify the Geographic Distribution and Location of Investments" was based the expenditure of all grant funds during the 2017 program year which included funds drawn for prior year projects. Note: The percentage reported under "Planned Percentage of Allocation" reflects the distribution of funds under the 2017 CDBG grant. The County allows subrecipients 18-months to complete projects involving construction for CDBG and there is a 4-year maximum for HOME per federal regulation. As a result the variation between "Planned Percentage of Allocation" and "Actual Percentage of Allocation" is caused by projects that carry-over into the next program year.

Note regarding grant administration: the total amount expended for grant administration did not exceed the specific program limitations (CDBG 20%, HOME 10%, and ESG 7.5%).

Geographic Distribution:

Macomb County is diverse, with older development and population centers generally, but not always, found in the south and east of the County. The frequency and intensity of development generally diminishes to the north, particularly in the northeast and north central areas where, except for several smaller communities, rural conditions predominate. As a result, the Urban County of Macomb is governed by "home rule" and CDBG funding is allocated to the 21 member communities on a formula basis less County needs such as program administration, housing rehabilitation, and public services administered by the County.

It is the County's philosophy that each unit of general local government knows local needs best. Therefore, each community determines how to allocate resources within its geography in compliance with overall program rules. The "home rule" allows the communities identify activities and assistance areas, based on citizen input informed by law and regulation, to address local needs and priorities that were consistent with the goals of the MCH Consolidated Plan.

ESG and HOME funds, less administration funds, were distributed throughout the jurisdiction of the Macomb HOME Consortum.

Leveraging

Explain how federal funds leveraged additional resources (private, state and local funds), including a description of how matching requirements were satisfied, as well as how any publicly owned land or property located within the jurisdiction that were used to address the needs identified in the plan.

The combined effect of leveraged funds significantly extends beyond the formula allocations awarded to the County. The partnership between the County and partner organizations has provided more bricks and mortar improvements, decent and affordable housing, and higher levels of service than would otherwise be possible.

The following is a list of leverage funds during the reporting period:

- Required HOME Program Match - donations of materials and labor (Macomb County Habitat for Humanity), and foregone taxes (Oakwood PILOT and Community Housing Network);
- Homebuyer cash contributions (down-payment through Habitat);
- Program income from Housing Rehabilitation loans;
- Required Emergency Solutions Grant (ESG) Program Match sources include CDBG, United Way, other federal funds, and private donations and fundraising;
- Community general funds used in combination with CDBG funds for public infrastructure and public facility projects; and
- Publicly owned property improved under this plan included, 175 Riverside Senior Housing in Utica, Memorial Park in Center Line, and the senior centers located in Chesterfield Twp, Fraser, Harrison Twp, and Macomb Twp

Fiscal Year Summary – HOME Match	
1. Excess match from prior Federal fiscal year	1,807,800
2. Match contributed during current Federal fiscal year	134,597
3. Total match available for current Federal fiscal year (Line 1 plus Line 2)	1,942,397
4. Match liability for current Federal fiscal year	309,417
5. Excess match carried over to next Federal fiscal year (Line 3 minus Line 4)	1,632,980

Table 4 – Fiscal Year Summary - HOME Match Report

Match Contribution for the Federal Fiscal Year								
Project No. or Other ID	Date of Contribution	Cash (non-Federal sources)	Foregone Taxes, Fees, Charges	Appraised Land/Real Property	Required Infrastructure	Site Preparation, Construction Materials, Donated labor	Bond Financing	Total Match
Habitat for Humanity #2893	11/28/2016	0	0	0	0	23,836	0	23,836
Habitat for Humanity #2898	11/28/2016	0	0	0	0	15,714	0	15,714
Habitat for Humanity #2948	11/28/2016	0	0	0	0	17,066	0	17,066
Habitat for Humanity #2956	10/24/2016	0	0	0	0	16,406	0	16,406
Habitat for Humanity #3005	02/21/2017	0	0	0	0	19,006	0	19,006
Oakwood Sr. Housing	03/30/2017	0	42,628	0	0	0	0	42,628

Table 5 – Match Contribution for the Federal Fiscal Year

Program Income – Enter the program amounts for the reporting period				
Balance on hand at begin-ning of reporting period \$	Amount received during reporting period \$	Total amount expended during reporting period \$	Amount expended for TBRA \$	Balance on hand at end of reporting period \$
\$74,964.85	\$267,077.19	0	0	\$342,042.04

Table 6 – Program Income

Minority Business Enterprises and Women Business Enterprises – Indicate the number and dollar value of contracts for HOME projects completed during the reporting period						
	Total	Minority Business Enterprises				White Non-Hispanic
		Alaskan Native or American Indian	Asian or Pacific Islander	Black Non-Hispanic	Hispanic	
Contracts						
Dollar Amount	386,915	0	0	36,950	0	349,965
Number	12	0	0	1	0	11
Sub-Contracts						
Number	0	0	0	0	0	0
Dollar Amount	0	0	0	0	0	0
	Total	Women Business Enterprises	Male			
Contracts						
Dollar Amount	386,915	36,950	349,965			
Number	12	1	11			
Sub-Contracts						
Number	0	0	0			
Dollar Amount	0	0	0			

Table 7 - Minority Business and Women Business Enterprises

Minority Owners of Rental Property – Indicate the number of HOME assisted rental property owners and the total amount of HOME funds in these rental properties assisted						
	Total	Minority Property Owners				White Non-Hispanic
		Alaskan Native or American Indian	Asian or Pacific Islander	Black Non-Hispanic	Hispanic	
Number	0	0	0	0	0	0
Dollar Amount	0	0	0	0	0	0

Table 8 – Minority Owners of Rental Property

Relocation and Real Property Acquisition – Indicate the number of persons displaced, the cost of relocation payments, the number of parcels acquired, and the cost of acquisition						
Parcels Acquired		0		0		
Businesses Displaced		0		0		
Nonprofit Organizations Displaced		0		0		
Households Temporarily Relocated, not Displaced		0		0		
Households Displaced	Total	Minority Property Enterprises				White Non-Hispanic
		Alaskan Native or American Indian	Asian or Pacific Islander	Black Non-Hispanic	Hispanic	
Number	0	0	0	0	0	0
Cost	0	0	0	0	0	0

Table 9 – Relocation and Real Property Acquisition

CR-20 - Affordable Housing 91.520(b)

Evaluation of the jurisdiction's progress in providing affordable housing, including the number and types of families served, the number of extremely low-income, low-income, moderate-income, and middle-income persons served.

	One-Year Goal	Actual
Number of Homeless households to be provided affordable housing units	191	118
Number of Non-Homeless households to be provided affordable housing units	0	0
Number of Special-Needs households to be provided affordable housing units	0	3
Total	191	121

Table 10 – Number of Households

	One-Year Goal	Actual
Number of households supported through Rental Assistance	0	0
Number of households supported through The Production of New Units	1	12
Number of households supported through Rehab of Existing Units	193	74
Number of households supported through Acquisition of Existing Units	1	0
Total	195	86

Table 11 – Number of Households Supported

Discuss the difference between goals and outcomes and problems encountered in meeting these goals.

The County was successful in meeting or exceeding most of its three-year affordable housing goals. An explanation for the difference between goals and outcomes is as follows:

1) **Number of homeless to be provided affordable housing units**– The County’s 2017 Annual Action Plan allocated ESG funds for a rapid rehousing program. The projected outcome for this program was to assist 191 persons. The actual number of persons provided housing through the program was 118. The reason for this was that there were less people per assisted household than expected. Another factor was that the amount of assistance per household was more than originally estimated when developing the 2017 Annual Action Plan.

2) **Number of special-needs to be provided affordable housing units and production of new units** - the one-year goal included only projects that were funded in the 2017 Annual Action Plan. The number of actual units exceeded the one-year goal because they were units finished in the 2017 program year that were completed with prior year funding.

3) **Rehab of existing units** - the one year goal included the outcome for a new minor home repair program. The number of units completed through this program were less than expected because the funds for the program were not released until well into the 2017 program year. In addition, less applications for assistance were received than expected.

Discuss how these outcomes will impact future annual action plans.

The process for estimating one-year goals will be evaluated to ensure the best possible outcomes. However, variances are expected due to factors such as family size and construction schedules.

For the minor home repair program, outreach efforts will be increased to solicit additional applicants.

All other activities are on track to meet projected outcomes and therefore no changes are necessary at this time.

Include the number of extremely low-income, low-income, and moderate-income persons served by each activity where information on income by family size is required to determine the eligibility of the activity.

Number of Households Served	CDBG Actual	HOME Actual
Extremely Low-income	6	17
Low-income	26	17
Moderate-income	4	7
Total	36	41

Table 12 – Number of Households Served

Narrative Information

The funding to provide the homeless with affordable housing units was provided through the Emergency Solutions Grant (ESG). The table above does not provide a column for ESG persons served. ESG information is provided as an attachment to section CR-00 of this report (2017 SAGE Report). The data provided for CDBG and HOME was taken from the IDIS PR23 report.

Participants in the RRH program may not have an income that exceeds 30% AMI. As a result, those households would be reported as extremely-low income. The ESG RRH regulations do not allow assistance to be provided to low- and moderate-income households.

Households served meeting Section 215 requirements: All of the homebuyer (9) and rental units (3) meet the Section 215 definition of affordable housing.

In regards to "worst case housing needs":

The County provides planning support and services to communities, works with communities to mitigate the effects of local plans on adjacent communities and to assure consistency with regional planning objectives. These functions do not directly affect housing or affordable housing, which fall more appropriately within the purview of local control. The County, however, does administer and promote affordable housing programs. It spearheaded the creation of the Macomb HOME Consortium, in order to fund affordable housing for developmentally-disabled adults, and homebuyers. The County also works with the private developers of affordable housing, particularly in older communities to promote neighborhood stability. The County seeks, and will utilize, opportunities when feasible.

Efforts to address the needs of persons with disabilities: The Macomb HOME Consortium has funded affordable housing for persons with disabilities, specifically developmentally disabled adults, through previous year's allocations to Community Housing Network (CHN). CHN is currently acting as one of the County's Community Housing Development Organizations (CHDO). During the 2017 program year, the County completed three (3) projects with CHN that are designated as rental units for persons with disabilities.

CR-25 - Homeless and Other Special Needs 91.220(d, e); 91.320(d, e); 91.520(c)

The jurisdiction's progress in meeting its specific objectives for reducing and ending homelessness through:

Reaching out to homeless persons (especially unsheltered persons) and assessing their individual needs

Macomb County supports the Macomb County Continuum of Care (CoC) and the Macomb Homeless Coalition (MHC) with CDBG funds allocated for planning purposes. The CoC & the MHC conducts Community Connection Days, which are outreach events for homeless and at-risk people to access shelter, housing, support services, a meal, medical screenings and clothing.

While not funded with HUD funds from Macomb County, the CoC & the MHC performs outreach and assessment to local homeless people. They use an assessment tool to assess people's individual needs and make referrals to agencies that can assist in meeting those needs.

Addressing the emergency shelter and transitional housing needs of homeless persons

Macomb County provided both CDBG and ESG funds to three emergency shelters during the grant year. MCREST rotates through area churches sheltering up to 60 men, women and children per night. The Macomb County Warming Center rotates through churches November through April providing shelter to adults, many of which cannot get into other shelters because they are under the influence of drugs and/or alcohol. Turning Point shelters survivors of domestic violence and their children. All three shelters provide case management to residents.

Helping low-income individuals and families avoid becoming homeless, especially extremely low-income individuals and families and those who are: likely to become homeless after being discharged from publicly funded institutions and systems of care (such as health care facilities, mental health facilities, foster care and other youth facilities, and corrections programs and institutions); and, receiving assistance from public or private agencies that address housing, health, social services, employment, education, or youth needs

ESG funds were allocated to provide eligible households with homelessness prevention (HP) assistance. The HP program was administered by Macomb Community Action through its Action Centers. In addition to the ESG HP program, the Action Centers also utilize Community Services Block Grant (CSBG) funds to provide emergency assistance for rent or mortgage payments.

Macomb County also provided CDBG funds to non-profit organizations that provide services to low income residents which would free up their resources for housing costs. Samaritan House used CDBG funds to provide emergency food to residents in need. The Macomb Community Action Chore Program provided lawn cutting and snow removal, allowing seniors and disabled residents to remain in their

homes. The Macomb Literacy Program's one-on-one tutoring of illiterate adults was also supported with CDBG funds.

Helping homeless persons (especially chronically homeless individuals and families, families with children, veterans and their families, and unaccompanied youth) make the transition to permanent housing and independent living, including shortening the period of time that individuals and families experience homelessness, facilitating access for homeless individuals and families to affordable housing units, and preventing individuals and families who were recently homeless from becoming homeless again

In 2017, ESG funds were paid out to three emergency shelters, MCREST, Turning Point and the Macomb County Warming Center, to pay for operating costs. Macomb Community Action also utilized ESG funds to administer a rapid re-housing program (RRH). The RRH program provided eligible families with assistance such as security deposits, short and medium term rental assistance and utility assistance.

Macomb County collaborates with the CoC, attending meetings and consulting on homeless matters, working towards the mutual goal of ending homelessness in the County. CDBG funds are also provided to support the CoC's planning efforts.

As stated above, CDBG and ESG funds are also provided to three shelters with the goal of assisting homeless clients to become housed and self sufficient.

CR-30 - Public Housing 91.220(h); 91.320(j)

Actions taken to address the needs of public housing

The public housing authorities located within Macomb County are entities completely separate from Macomb County Government and, therefore, the County has no control over the quality of the housing and resident initiatives. Some of the communities which fall under the Urban County for CDBG funding do have public housing. These communities have the option to use CDBG funds to improve their public housing units.

Actions taken to encourage public housing residents to become more involved in management and participate in homeownership

As previously stated, the public housing authorities (PHAs) located within Macomb County are entities completely separate from Macomb County Government, and therefore, the County has no control over the PHAs. However, the County encouraged PHAs through written correspondence sent March 22, 2018, to expand opportunities to their residents to become more involved in management and to participate in homeownership. In addition, the County communicated to developers and CHDO's participating in the County's HOME program via email on March 1, 2018 the need to solicit program applicants through PHA's.

Actions taken to provide assistance to troubled PHAs

None of the six (6) PHAs in Macomb County are classified as "troubled".

CR-35 - Other Actions 91.220(j)-(k); 91.320(i)-(j)

Actions taken to remove or ameliorate the negative effects of public policies that serve as barriers to affordable housing such as land use controls, tax policies affecting land, zoning ordinances, building codes, fees and charges, growth limitations, and policies affecting the return on residential investment. 91.220 (j); 91.320 (i)

Based on the structure of the County, the County does not have control over local land use, certain tax policies, zoning ordinances, building codes, fees and charges, and growth limitations.

County Actions:

- The County remains active in housing task forces such as Continuum of Care;
- Macomb Community Action also provides eviction and rent assistance with various funding;
- Homeownership and money management classes are also made available through Macomb County - Michigan State University Extension services;
- Financial literacy classes are provided by Macomb Community Action; and
- The County Treasurer's Office has an informational brochure for residents entitled "Don't Lose Your Property" which includes a list of agencies to call and strategies to avoid tax reversion

Actions taken to address obstacles to meeting underserved needs. 91.220(k); 91.320(j)

The main obstacle to meeting underserved community development needs is funding availability. While CDBG funds can be used to assist with renovations and creation of new public facilities and capital needs projects, other priority community needs, housing and human services, must also be considered which places a strain on already limited funding. To address this obstacle the County has created many important public/private partnerships to address community needs. During the 2017 reporting period the County partnered with the following organizations to address community needs:

- Habitat for Humanity and Community Housing Network - housing;
- Armada PAL - summer camp for income eligible children;
- Care House - assistance for families of children that are victims of sexual abuse;
- Macomb County Warming Center and MCREST- shelter for the homeless;
- Macomb Literacy Partners - education for illiterate adults;
- Macomb Community Action Chore Program- provides seniors with snow removal and grass cutting;
- Turning Point - shelter for victims of domestic abuse;
- Wigs4Kids - wigs for income-eligible children that have experience hair loss due to illness;
- Samaritan House, Detroit Rescue Mission and the New Baltimore Farmer's Market - food assistance;
- Shelby Lions Club and Helping Hands Gifts – food baskets at Christmas for income eligible families; and

- St. Vincent DePaul – rent and utility assistance

As a result of these partnerships, the County was able to provide higher levels of service than would otherwise be possible. Still, the County will continue to review its practices for ways to maintain and if possible, expand services.

Actions taken to reduce lead-based paint hazards. 91.220(k); 91.320(j)

The County continues to address lead-based paint (LBP) through implementation of the Lead-Safe Housing Regulations. The County includes LBP risk assessments on rehabilitation work pursuant to 24 CFR Part 35. LBP hazards are addressed using lead abatement work practices. Contractors performing the work are licensed LBP abatement contractors.

Actions taken to reduce the number of poverty-level families. 91.220(k); 91.320(j)

Community Development is a division of Macomb Community Action. Macomb Community Action (MCA) is a Community Action Agency providing a network of comprehensive educational, economic and social services to Macomb County residents in need to diminish the causes and effects of poverty. Macomb Community Action was established in 1964 and strives to continually respond to meet the needs of the community and the people we serve.

Macomb Community Action has programs for senior citizens like Meals on Wheels, Dining Senior Style, Senior Citizen Chore Service and Home Injury Control; emergency food assistance, utilities and housing through the Macomb Food Program and the Community Action Centers; free early childhood education through Head Start and Early Head Start; transportation services; and home weatherization and energy education services through Home Preservation and Energy.

In addition to Macomb Community Action's programs, the Consolidated Plan includes an anti-poverty strategy addressed in the over-arching community development goals included in the Annual Action Plan as follows:

- Priority Objective #2 - Make available appropriate housing;
- Priority Objective #3 - Address the needs of the Homeless and At-Risk Families; and
- Priority Objective #4 - Provide and Expand Human Services.

During the 2017 reporting period these objectives were addressed as follows:

Make available appropriate housing

- Macomb County used CDBG and HOME funds for housing rehabilitation
- Macomb County Habitat for Humanity and Community Housing Network were each provided HOME funding for an acquisition/rehabilitation/resale program. Clinton Township, through its

participation in the Macomb HOME Consortium, funded a new build with Habitat in partnership with area schools

- Community Housing Network was provided HOME funds for scattered-site rental housing

Address the needs of homeless and at-risk families

- CDBG funding was provided to St. Vincent DePaul, MCREST, Macomb County Warming Center, and Turning Point
- ESG funds were used to support Macomb Community Action's Rapid Rehousing and Homelessness Prevention programs

Provide and expand human services

- Armada PAL – camp scholarships for income eligible program participants
- CARE House – counseling and services for victims of abuse
- Macomb Literacy Partners – services for illiterate adults
- Wigs4Kids – wigs for income eligible children that experience hair loss due to illness
- Samaritan Housing – food & utility assistance to income eligible families
- Macomb Community Action Chore Program – grass cutting, snow removal, and handyman services to senior citizens
- Shelby Lions Club and Helping Hands Gifts – food baskets for income eligible families during Christmas
- St. Vincent DePaul – rent and utility assistance for income eligible families
- New Baltimore Farmer's Market - food assistance to income eligible families
- Interfaith Volunteer Caregivers - home chore assistance for senior citizens

Actions taken to develop institutional structure. 91.220(k); 91.320(j)

Although individual members (communities) determine their projects, effective program controls are in place. The County tracks expenditures and program progress, and ensures overall compliance. The County also:

- Monitors fund use to ensure timeliness, and monitor compliance with HOME requirements including continuing affordability, affirmative marketing, procurement, and labor standards, and share the results with members;
- Each member implements projects using its staff and using local procedures. The County uses documentation, including labor certifications, invoices and the like, to monitor individual projects for compliance. Each community corrects emergent problems, and the County provides technical assistance as needed;
- Monitors subrecipients, developers, and CHDO activities as prescribed by regulation; and
- Finally, funding of the Continuum of Care is spent to overcome gaps in institutional structure and support their work of enhancing coordination of services to residents experiencing or at risk of

experiencing homelessness through Project Homeless Connect Events, trainings and workshops of agencies and committee work to assist organizations in working together to overcome gaps in the system and barriers faced by clients.

Actions taken to enhance coordination between public and private housing and social service agencies. 91.220(k); 91.320(j)

In 2017, \$6,140 in CDBG funds was allocated to the CoC to ensure stability, enhance funding opportunities, and increase inter-agency collaboration, among other things. Funding of the Continuum of Care is spent to overcome gaps in institutional structure and support their work of enhancing coordination of services to residents experiencing or at risk of experiencing homelessness through Project Homeless Connect Events, trainings and workshops of agencies and committee work to assist organizations in working together to overcome gaps in the system and barriers faced by clients. The Coalition has also become the single point of entry for Macomb County, providing direct financial assistance and referrals and other resources to those who are at risk of or experiencing homelessness. The results of the collaborative efforts between the CoC/Macomb Homeless Coalition and the County have been positive.

Identify actions taken to overcome the effects of any impediments identified in the jurisdictions analysis of impediments to fair housing choice. 91.520(a)

The following is a summary of the impediments identified in the County's 2013 AI:

- AI Fair Housing reports are not being shared with lending institutions and housing providers;
- Deficient coordinated fair housing education efforts by the Public Sector and the Private Sector;
- Lack of fair housing education and awareness;
- Racial and ethnic minorities are concentrated geographically within the County;
- Availability of housing for the elderly;
- ADA Education; and
- Unavailability of Fair Housing information on websites of cities and public housing agencies including information on filing housing complaints

The County does not have sufficient funding to address all impediments every program year. The actions taken during this reporting period were subject to the availability of HUD funding and the availability of local resources (staff and funding). However, the County understands the importance of supporting Fair Housing and will continue to make best efforts to address the recommendations provided in the AI.

During this reporting period the following actions were taken to address the following impediments:

Lack of Fair Housing Education and Awareness:

- Macomb County provided funding to the Fair Housing Center of Metropolitan Detroit for the purpose of investigating fair housing complaints and training

- Continental Management, management company for the County HOME funded Oakwood Senior Housing facility, required all employees to complete Fair Housing training within 90 days of hire
- Macomb County contracted with Affirmations to provide Fair Housing and LGBTQ+ training which was attended by community partners as well as County staff from various departments

Racial and Ethnic Minorities are Concentrate Geographically within the County:

While not federally funded, the County addressed this impediment through its diversity and inclusion initiative (OneMacomb). OneMacomb was sparked by a comprehensive study titled, "The New Macomb County" prepared in partnership with Macomb Community College, Macomb County, and Data Drive Detroit in 2012. The study documented the County's changing demographics and the need to embrace our current and future make up of citizens that make Macomb their home.

The purpose, vision, and mission of OneMacomb is as follows:

- **Purpose** - to support Macomb County leaders in active, positive, and affirmative response to its increasing cultural diversity and inclusion efforts.
- **Vision** - a community that welcomes all people and celebrates their unique contributions.
- **Mission** - to facilitate or support collaborative and community-based activities which celebrate cultural diversity and inclusion in Macomb County.

CR-40 - Monitoring 91.220 and 91.230

Describe the standards and procedures used to monitor activities carried out in furtherance of the plan and used to ensure long-term compliance with requirements of the programs involved, including minority business outreach and the comprehensive planning requirements

For the 2017 Program Year, Macomb County (County) followed its Subrecipient Monitoring Policy which was written in compliance with the Uniform Grant Guidance found in Federal Regulation 2 CFR 200. The purpose of this policy is to provide a consistent methodology for conducting risk analyses and monitoring evaluations for all applicable subrecipients. The policy will allow the County to effectively target its monitoring resources to subrecipients that pose the greatest risk to the integrity of the County's programs funded through the U.S. Department of Housing and Urban Development, including identification of the subrecipients to be monitored on-site or remotely, the program areas to be covered, and the depth of the review.

Major steps include:

- A pre-award risk-based evaluation system for program subrecipient pass-through awards;
- Documenting the process and recording the rationale for selecting subrecipients for monitoring;
- Rating and selecting subrecipients for monitoring; and
- Identifying monitoring objectives

In addition to the steps outlined in this policy, staff will continue to conduct ongoing desk reviews of all subrecipient contract files. The reviews include but are not limited to:

- Closely monitoring procurement and labor compliance for all subrecipients during the time of procurement, contract award, and during project implementation;
- Review of all expenditures to determine if the expenditures are within the approved budget, if they support approved activities, and if costs are eligible; and
- Contractual compliance, including compliance with applicable Federal rules and regulations, and with state and local standards

Other actions to ensure compliance include:

- Provide technical assistance to communities and non-profit sub-recipients with respect to program design, administration, and compliance efforts;
- Monitor all housing construction projects to assure work quality, manage change orders, advise contractors concerning unanticipated problems, and require changes to work already performed when necessary;
- Monitored activity expenditures (through internal control reports) to ensure timely program implementation;
- Closed HOME rental projects with on-going affordability requirements: The County collects and

reviews the annual certification from each property owner on tenant incomes, rents, and property condition throughout the affordability period. On-site property inspections are completed by the County at least once every three years. On-site monitoring visits are scheduled in compliance with the County's Subrecipient Monitoring policy; and

- **Minority Business Outreach:** A notice stating that any requests for bids will be posted on MITN is published annually in the newspaper, as well as sent to the Michigan Minority Contractors Association. This notice includes instructions on how to register with MITN. A list containing pertinent contact information of interested M/WMBE firms is maintained and those firms are contact directly for any appropriate contracting opportunities, whether by the County or by a sub-recipient. The list is updated annually, after each notice. The County continues to provide bid announcements to the MMBDC who posts the announcements to facilitate member consideration of County contracting opportunities. Training on the use of minority business outreach responsibilities to municipal and non-profit sub-recipients of County CDBG takes place annual as part of the CDBG Implementation Workshop.

Citizen Participation Plan 91.105(d); 91.115(d)

Describe the efforts to provide citizens with reasonable notice and an opportunity to comment on performance reports.

This report was prepared in accordance with Part 91 of the Federal Register, and in accordance with the County's Citizen Participation Plan which provides citizens with a 30-day public comment period. A notice seeking public comment and participation in a public hearing was published on September 7, 2018, in the Macomb Daily. The public hearing is scheduled for September 25, 2018.

CR-45 - CDBG 91.520(c)

Specify the nature of, and reasons for, any changes in the jurisdiction's program objectives and indications of how the jurisdiction would change its programs as a result of its experiences.

The County's program is on target. The activities undertaken by the County with its CDBG, HOME, and ESG funds are succeeding in meeting the goals and objectives of the County's Consolidated Plan. While the overall goals and objectives are being met, the County is working on the following programmatic changes:

1. Increase the rate of expenditure of funds to reduce the balance of unexpended funds being carried forward from year to year by providing technical assistance to subrecipients in need of assistance for project pre-planning.
2. Increase technical assistance efforts for subrecipient accomplishment reporting. The ability to report accomplishments accurately will be taken into consideration for future subrecipient awards, including HOME, CDBG and ESG.

Does this Jurisdiction have any open Brownfields Economic Development Initiative (BEDI) grants?

No

CR-50 - HOME 91.520(d)

Include the results of on-site inspections of affordable rental housing assisted under the program to determine compliance with housing codes and other applicable regulations

Please list those projects that should have been inspected on-site this program year based upon the schedule in §92.504(d). Indicate which of these were inspected and a summary of issues that were detected during the inspection. For those that were not inspected, please indicate the reason and how you will remedy the situation.

The funding for all of the County's existing HOME funded rental projects was committed prior to January 24, 2015. As a result, the property standards for each unit is based on Housing Quality Standards (HQS) and each property is inspected utilizing the HQS checklist. In regards to the inspections that were completed, none of the deficiencies were serious in nature. Deficiencies identified during the inspections included items such as: door seals in need of repair (2 units), fire stop holes in the furnace and laundry rooms in need of repair (one unit), and a door casing in need of repair (one unit). No deficiencies were identified on two properties. In addition to the on-site inspections conducted by the County, owners of rental housing are required to submit a certification documenting that each unit is suitable for occupancy annually.

Provide an assessment of the jurisdiction's affirmative marketing actions for HOME units. 92.351(b)

The County received a copy of the Affirmative Marketing outreach log from Continental Management. The log documents that brochures were distributed at Public Housing Authorities, area senior centers and churches, Southwest Housing Solutions, Detroit Area on Aging, AARP, Detroit Community Initiative, MAN Network, Latino Family Services, and Association of Chinese.

Additionally, housing discrimination disclaimer clauses are included and utilized on all collateral material, applications, and leases. Handicap logos are also used in advertisements. Equal opportunity housing slogan and logo are displayed at the site and included in advertising.

Continental's practice also includes documenting community contacts, daily traffic records, and other record keeping material which is available for inspection. A copy of the Affirmative Marketing Housing Plan is also kept at the site and all fair housing required signs are posted in designated locations.

Finally, all of Continental Management's employees are required to complete a Fair Housing training class within 90 days of hire. This course objective includes:

- Review all groups of "protected" under federal and state housing law;
- Understand why it is important to document pricing changes and any work with prospective residents and current residents;

- Definition of "handicap" under the Fair Housing Act;
- Under stand the "handicap" requirements of the law;
- Explain the meaning of "family" in the familial status protection of the Fair Housing Act;
- Discuss the use of occupany limits and how they are defined;
- Discuss occupany standard consideration that are not protected under the Fair Housing Act;
- Discuss the type of language that is acceptable and unacceptable in advertising;
- Discuss why "steering" is illegal;
- The importance of proper documentatino, particularly with changes of pricing, specials and prospect visits and what is offered; and
- Understand how important it is to be consistent

While these efforts have been successful as reflected in the racial statistics for the existing tenants and low vacancy rate for the facility, Continental will continue to expand their marketing actions through the use of community organizations, places of worship, employment centers, fair housing groups, and housing counseling agencies.

Refer to IDIS reports to describe the amount and use of program income for projects, including the number of projects and owner and tenant characteristics

During the 2017 program year, Macomb County received \$267,077.19 in HOME program income. Per the County's Annual Action Plan, program income is designated for housing rehabilitation less 10% for program administration (PA) as allowed by regulation. The County's housing rehabilitation program has a set assistance limit of \$48,0000 (\$40,000 + 20% contingency). Total project costs may exceed this amount to account for inspections and project delivery. As a result the program income will allow the County to assist approximately six (6) low- to moderate-income homeowners with necessary repairs on their home.

Describe other actions taken to foster and maintain affordable housing. 91.220(k)

In 2017, \$6,140 in CDBG funds was allocated to the CoC to ensure stability, enhance funding opportunities, and increase inter-agency collaboration, among other things. Funding of the Continuum of Care is spent to overcome gaps in institutional structure and support their work of enhancing coordination of services to residents experiencing or at risk of experiencing homelessness through Project Homeless Connect Events, trainings and workshops of agencies and committee work to assist organizations in working together to overcome gaps in the system and barriers faced by clients. The Coalition has also become the single point of entry for Macomb County, providing direct financial assistance and referrals and other resources to those who are at risk of or experiencing homelessness. The results of the County's relationship with the CoC have been excellent, and collaboration between Macomb County and the CoC continues to evolve.

- The public housing authorities located within Macomb County are entities completely separate from Macomb County Government and, therefore, the County has no control over the quality of the housing and resident initiatives. Some of the communities which fall under the Urban County

for CDBG funding do have public housing. These communities are able, and encouraged, to use CDBG funds to improve their public housing units.

- Projects using CDBG and HOME strictly followed federal regulations regarding lead based paint.
- The County will continue to address the fair housing goals identified in its Analysis for Impediments to Fair Housing through educational efforts provided in collaboration with the Fair Housing Center for Metropolitan Detroit.
- Many elderly, low-income and disabled homeowners are unable to fund needed home repairs. Macomb County's Housing Rehabilitation Program provides income-eligible homeowners with assistance to complete necessary repairs to their homes. The program has three levels of assistance. The maximum assistance provided under the program for the purpose of bringing up the entire home to code is \$40,000 (\$48,000 total with 20% contingency). The second level of assistance is an essential repair program with a program maximum of \$15,000 (\$18,000 with 20% contingency). Assistance for both programs is secured against the property in the form of a no-interest, deferred payment mortgage. A third level, Minor Home Repair, provides \$500 of repairs to eligible homeowners. This assistance is provided as a grant to the homeowner. The County also finds ways to integrate the County's Weatherization program as part of the rehab projects for the purpose of leveraging funds.

CR-60 - ESG 91.520(g) (ESG Recipients only)

ESG Supplement to the CAPER in *e-snaps*

For Paperwork Reduction Act

1. Recipient Information—All Recipients Complete

Basic Grant Information

Recipient Name	MACOMB COUNTY
Organizational DUNS Number	026544713
EIN/TIN Number	386004868
Identify the Field Office	DETROIT
Identify CoC(s) in which the recipient or subrecipient(s) will provide ESG assistance	St. Clair Shores/Warren/Macomb County CoC

ESG Contact Name

Prefix	Mrs
First Name	STEPHANIE
Middle Name	L
Last Name	BURGESS
Suffix	0
Title	Program Manager

ESG Contact Address

Street Address 1	21885 Dunham Road
Street Address 2	Suite 10
City	Clinton Township
State	MI
ZIP Code	-
Phone Number	5864696451
Extension	0
Fax Number	5864697436
Email Address	stephanie.burgess@macombgov.org

ESG Secondary Contact

Prefix	
First Name	
Last Name	
Suffix	
Title	
Phone Number	
Extension	
Email Address	

2. Reporting Period—All Recipients Complete

Program Year Start Date 07/01/2017
Program Year End Date 06/30/2018

3a. Subrecipient Form – Complete one form for each subrecipient

Subrecipient or Contractor Name: MACOMB COUNTY

City: MOUNT CLEMENS

State: MI

Zip Code: 48043,

DUNS Number: 026544713

Is subrecipient a victim services provider: N

Subrecipient Organization Type: Unit of Government

ESG Subgrant or Contract Award Amount: 93727

Subrecipient or Contractor Name: Macomb County Rotating Emergency Shelter Team

City: Roseville

State: MI

Zip Code: 48066, 4535

DUNS Number: 001860175

Is subrecipient a victim services provider: N

Subrecipient Organization Type: Other Non-Profit Organization

ESG Subgrant or Contract Award Amount: 10011.65

Subrecipient or Contractor Name: Macomb County Warming Center

City: Eastpointe

State: MI

Zip Code: 48021, 2147

DUNS Number: 146205963

Is subrecipient a victim services provider: N

Subrecipient Organization Type: Other Non-Profit Organization

ESG Subgrant or Contract Award Amount: 10011.65

Subrecipient or Contractor Name: Turning Point

City: Mount Clemens

State: MI

Zip Code: 48043, 2369

DUNS Number: 613650860

Is subrecipient a victim services provider: N

Subrecipient Organization Type: Other Non-Profit Organization

ESG Subgrant or Contract Award Amount: 10011.65

CR-65 - Persons Assisted

The data related to the persons served through the use of ESG funds can be found in a supplemental document attached to this report titled 2017 SAGE report (Attachment 4).

CR-70 – ESG 91.520(g) - Assistance Provided and Outcomes

10. Shelter Utilization

Number of New Units - Rehabbed	0
Number of New Units - Conversion	0
Total Number of bed-nights available	50,370
Total Number of bed-nights provided	42,997
Capacity Utilization	85.36%

Table 24 – Shelter Capacity

11. Project Outcomes Data measured under the performance standards developed in consultation with the CoC(s)

Macomb County consults regularly with the CoC. The CoC is consulted with any proposed County ESG policy and procedure change. A community development staff member regularly attends CoC meetings once a month and a representative from the CoC serves on the review committee for ESG subrecipient applications. The CoC's ranking criteria and performance outcome measures for new applicants was used to develop a new ranking and review scoring card for ESG subrecipients.

Under the updated charter a compliance committee was formed to review performance outcomes of CoC funded projects. The compliance committee is developing tools for measuring outcomes and are actively reviewing projects. Once the reviews are complete and performance standards are developed, the County will ensure that outcomes meet the CoC's updated performance standards.

Currently, ESG funded emergency shelter subrecipients submit quarterly reporting forms which includes performance measures such as: the number of people they're serving and shelter utilization rates.

CR-75 – Expenditures

11. Expenditures

11a. ESG Expenditures for Homelessness Prevention

	Dollar Amount of Expenditures in Program Year		
	2015	2016	2017
Expenditures for Rental Assistance	0	0	34,540
Expenditures for Housing Relocation and Stabilization Services - Financial Assistance	0	0	0
Expenditures for Housing Relocation & Stabilization Services - Services	0	0	0
Expenditures for Homeless Prevention under Emergency Shelter Grants Program	0	0	0
Subtotal Homelessness Prevention	0	0	34,540

Table 25 – ESG Expenditures for Homelessness Prevention

11b. ESG Expenditures for Rapid Re-Housing

	Dollar Amount of Expenditures in Program Year		
	2015	2016	2017
Expenditures for Rental Assistance	18,829	129,231	6,221
Expenditures for Housing Relocation and Stabilization Services - Financial Assistance	0	0	0
Expenditures for Housing Relocation & Stabilization Services - Services	0	0	0
Expenditures for Homeless Assistance under Emergency Shelter Grants Program	0	0	0
Subtotal Rapid Re-Housing	18,829	129,231	6,221

Table 26 – ESG Expenditures for Rapid Re-Housing

11c. ESG Expenditures for Emergency Shelter

	Dollar Amount of Expenditures in Program Year		
	2015	2016	2017
Essential Services	0	0	0
Operations	0	0	27,621
Renovation	0	0	0
Major Rehab	0	0	0
Conversion	0	0	0
Subtotal	0	0	27,621

Table 27 – ESG Expenditures for Emergency Shelter

11d. Other Grant Expenditures

	Dollar Amount of Expenditures in Program Year		
	2015	2016	2017
Street Outreach	0	0	0
HMIS	0	3,822	0
Administration	0	6,101	11,646

Table 28 - Other Grant Expenditures

11e. Total ESG Grant Funds

Total ESG Funds Expended	2015	2016	2017
	18,829	139,154	80,028

Table 29 - Total ESG Funds Expended

11f. Match Source

	2015	2016	2017
Other Non-ESG HUD Funds	27,100	0	0
Other Federal Funds	0	14,686	44,449
State Government	0	0	0
Local Government	0	0	0
Private Funds	86,533	97,234	37,921
Other	0	0	3,608
Fees	0	0	0
Program Income	0	0	0
Total Match Amount	113,633	111,920	85,978

Table 30 - Other Funds Expended on Eligible ESG Activities

11g. Total

Total Amount of Funds Expended on ESG Activities	2015	2016	2017
	132,462	251,074	166,006

Table 31 - Total Amount of Funds Expended on ESG Activities

Attachment

CR05 Table Summary and 2017 HOME Inspection Report

CAPER SCREEN CR-05

Comparison of the proposed versus actual outcomes for each outcome measure submitted with the consolidated plan and explain, if applicable, why progress was not made toward meeting goals and objectives. 91.520(g)

Table 1 – Accomplishments – Program Year

Goal: Address the Needs of Homeless & At Risk Families.

The data provided under the “tenant-based rental assistance/rapid re-housing” indicator shows that the program exceeded the expected goal for Tenant-based rental assistance/rapid rehousing. The goal was met through the use of ESG funds for rapid rehousing. The reason for the difference between the expected and actual outcomes is that the expected number was based on households and the actual includes the total number of people served through the program. All funds were expended timely so the program is considered a success.

For the “homeless person overnight shelter” indicator, the expected outcome has traditionally been difficult to estimate. The reason behind the variance is that CDBG funds are provided to homeless shelters as a per-night shelter fee. The shelter could house one person for 30 nights or 30 people for one night. As a result, the expected vs. actual number of persons assisted will vary. All homeless shelters expended their CDBG funds and no funds were recaptured. As a result the program is still considered a success.

Goal: Expand Comprehensive Planning, Management, and Capacity. Funding for this goal was used for administration of the CDBG, HOME and ESG programs. The set-up screen for administration activities in IDIS does not contain a field for accomplishments which is the reason for “0” under “actual” in the table.

Goal: Improve Public Facilities and Infrastructure. The County provides 21 units of local government with funding for activities under this goal. Communities are allowed up to 18 months to complete the project. Accomplishments for each project is entered when funds are drawn and updated again when the project is completed. If a funded activity does not begin within the reporting period, the accomplishments for the activity will not appear in the “actual” column of this table. As a result, the accomplishments would not be reported until the following year. Consequently, the expected vs. actual number of persons assisted will vary and it will appear that goals are not being met or are being far exceeded. This is most likely to occur in program years in which funding is delayed by the federal government.

Since the data in this table is pre-populated, the variance will continue in subsequent CAPERs. To ensure that outcomes are being met, program staff does monitor expected vs. actual accomplishments. If a subrecipient’s project fails to meet the expected outcome, staff works with the community to ensure the quality of data being reported.

Goal: Make Available Appropriate Housing. The actual number of units completed under these indicators exceeded the expected goals for the following reasons:

- 1) Rental units rehabilitated – the expected outcome was based on one multi-unit facility. In that multi-unit facility forty (40) units were assisted with CDBG funds.
- 2) Homeowner housing added – the one-year goal included only projects that were funded in the 2017 Annual Action Plan. The number of actual units exceeded the one-year goal because they were units finished in the 2017 program year that were completed with prior year funding.

- 3) The actual number of units to be assisted through housing rehabilitation included those to be assisted through a new activity, Minor Home Repair. The expected outcome was based only on the County's on-going Housing Rehabilitation Program.

Goal: Provide and Expand Human Services. The expected vs. actual number of households assisted under this goal was less than expected for the following reasons:

- 1) Over \$18,000 was recaptured from public service providers who failed to expend funds. As a result persons were not served. Moving forward the County is requiring any new subrecipient to meet individually with program staff to ensure proper administration of CDBG funded activities.
- 2) Through on-going monitoring program staff noticed that subrecipients were reporting the number of services provided rather than the number of person served. Moving forward subrecipients will be required to report only the number of persons served as an accomplishment. However, the subrecipient may also provide a narrative may that includes the volume of services provided to those persons.

Table 2 – Accomplishments – Strategic Plan to Date


The data in this table is pre-populated based on the expected outcomes included in the 5-year Strategic Plan. The outcomes in the 5-year Strategic Plan are the combined total of all Consortium members. In addition, the County has insufficient funds to address each priority objective in the Strategic Plan every year. As a result the table may reflect 0% completed for certain sections. For these reasons, the data found in Table 1 more accurately reflects the County's progress towards meeting program goals.

Community Housing Network / Springhill Housing Corp. Scattered-Site Rental Projects Inspection Schedule														
Property Address	Community	IDIS #	Commitment Date	IDIS Completion	Amount Invested	Affordability Period			Rental Inspections (3 year cycle)					
						# Years	Commitment	End Date	Final Insp.	2015	2016	2017	2018	
46 Rosebud	Mt. Clemens	1539	9/10/03	9/12/05	80,000.00	15	9/18/03	10/26/20	10/26/05	5/12/15				
79 Rosebud	Mt. Clemens	1679	8/6/04	9/12/05	80,000.00	15	8/23/04	03/15/22	03/15/07	5/12/15				
27681 Harrison Woods	Harrison Twp	1876	6/2/05	9/13/05	86,204.90	15	6/17/05	07/15/20	07/15/05	5/12/15				
27699 Harrison Woods	Harrison Twp	1888	7/14/05	8/29/05	87,077.63	15	7/29/05	08/21/20	08/21/05	5/12/15				
34907 Hamilton Dr.	Fraser	1875	6/2/05	9/13/05	45,517.12	15	6/17/05	07/15/20	07/15/05	5/12/15				
54785 Shelby Rd.	Shelby Twp	1782	2/7/05	9/12/05	77,200.35	15	2/24/05	03/23/20	03/23/05	5/12/15				
224 Harrington	Mt. Clemens	2060	7/27/06	8/15/08	157,901.24	15	8/8/06	10/12/21	10/12/06	5/12/15				
24650 Lake Meadow	Harrison Twp	2196	3/23/07	8/15/08	132,018.00	15	4/2/07	05/10/22	05/10/07	7/22/15				
16388 Clarkston	Fraser	2337	12/13/07	8/15/08	109,483.22	15	1/7/08	03/31/23	03/31/08	7/22/15				
640 Clinton River Dr.	Mt. Clemens	2324	12/5/07	8/15/08	112,881.00	15	1/12/07	02/11/23	02/11/08	7/22/15				
43229 Cape Dr.	Sterling Heights					15	3/15/11	11/23/25	11/23/10	7/22/15				
37973 Watkins	Sterling Heights	2501	6/24/09	5/20/13	132,354.00	15	3/15/11	02/04/26	02/04/11	10/27/15				
13850 Provincial	Sterling Heights	2503	6/24/09	5/29/12	132,688.00	15	3/15/11	10/28/25	10/28/10	7/23/15				
13858 Provincial	Sterling Heights	2502	6/24/09	5/17/13	132,354.00	15	3/15/11	10/28/25	10/28/10	7/23/15				
44357 Lakepointe	Sterling Heights					15	3/15/11	11/23/25	11/23/10	7/22/15				
16445 Juliana	Eastpointe				150,551.75	15	3/15/11	12/14/25	12/14/10	10/26/15				
36323 Weideman	Clinton Twp	2504	6/24/09	5/20/13	49,716.00	15	1/21/13	11/08/26	11/08/11	10/26/15				
24242 Johnston	Eastpointe	2591	6/28/10	10/2/13	110,548.03	15	1/21/13	04/28/27	04/28/12	10/26/15				
24564 Petersburg	Eastpointe	2591	6/28/10	10/2/13	127,021.77	15	1/21/13	04/28/27	04/28/12	10/26/15				
5521 Ponderosa	Richmond Twp	2718	6/28/11	1/9/14	157,726.02	15	6/26/13	08/28/27	08/28/12	10/27/15				
35305 Hebel	Richmond Twp	2718	6/28/11	1/9/14	136,893.72	15	6/26/13	11/20/27	11/20/12	10/27/15				
30428 Indigo	Roseville	2808	8/9/12	1/9/14	104,412.17	15	6/26/13	06/03/28	06/03/13		10/25/16			
35531 Capri	Clinton Twp	2814	8/9/12	5/15/14	130,648.63	15	1/29/14	01/07/29	01/07/14				1/26/18	
18555 Matthew	Clinton Twp	2908	9/11/13	1/6/15	188,500.74	15	11/12/13	05/13/29	05/13/14				1/26/18	
39911 Karola	Sterling Heights	2907	9/11/13	7/27/15	226,531.91	15	12/12/13	12/17/29	12/17/14				1/26/18	

OAKWOOD MANOR SENIOR LIVING - 14825 Nehls, Eastpointe, MI								
Unit	IDIS #	Initial Fund Date	Closed Date	Amount Invested	Affordability Period		Affordability Period End Date	
	2789	5/31/12	12/15/15	\$1,674,967	20 Years		12/15/35	
On-site inspections must occur within 12 months after completion and at least once every three years thereafter during the period of affordability. For this project, inspections will begin November 2016. Inspections will consist of a random sampling of 20% of the units at minimum.								Site Inspection
	2016	2019	2022	2025	2028	2031	2034	Notes
1-100								
1-101								
1-102								
1-103								
1-104	11/10/16							
1-105								
1-110								
1-111								
1-112								
1-113	11/10/16							
1-114								
1-200								
1-201								
1-202								
1-203	11/10/16							
1-204								
1-205								
1-206								
1-207								
1-208	11/10/16							
1-209								
1-211								
1-212								
1-213								
1-214	11/10/16							
1-300								
1-301								
1-302								
1-303								
1-304	11/10/2016							
1-305								
1-306								
1-307								
1-308								
1-309	11/10/2016							
1-310								
1-311								
1-312								
1-313								
1-314	11/10/2016							

Community Housing Network - Grafton Townhomes					
Unit #	Community	2018	2021	2024	2027
	Eastpointe				
#20		1/16/18			
#28		1/16/18			

PR03 and PR06



U.S. Department of Housing and Urban Development
 Office of Community Planning and Development
 Integrated Disbursement and Information System
 CDBG Activity Summary Report (GPR) for Program Year 2017
 MACOMB COUNTY

Date: 29-Aug-2018
 Time: 15:15
 Page: 1

PGM Year: 1994
Project: 0002 - CONVERTED CDBG ACTIVITIES
IDIS Activity: 2 - CDBG COMMITTED FUNDS ADJUSTMENT

Status: Open 11/15/2003 12:00:00 AM
Location: ,

Objective:
Outcome:
Matrix Code: Submissions or Applications for Federal Program (21E)

National Objective:

Initial Funding Date: 01/01/0001

Description:

Financing

	Fund Type	Grant Year	Grant	Funded Amount	Drawn In Program Year	Drawn Thru Program Year
CDBG	EN	Pre-2015		\$13,305,030.94	\$0.00	\$0.00
		1988	B88UC260005		\$0.00	\$1,360,000.00
		1989	B89UC260005		\$0.00	\$1,436,000.00
		1990	B90UC260005		\$0.00	\$1,411,000.00
		1991	B91UC260005		\$0.00	\$1,546,000.00
		1992	B92UC260005		\$0.00	\$1,635,000.00
		1993	B93UC260005		\$0.00	\$1,919,000.00
		1994	B94UC260005		\$0.00	\$2,099,101.00
		1995	B95UC260005		\$0.00	\$1,898,929.94
		Total	Total			\$13,305,030.94

Proposed Accomplishments


Actual Accomplishments

Number assisted:

	Owner		Renter		Total		Person	
	Total	Hispanic	Total	Hispanic	Total	Hispanic	Total	Hispanic
White:					0	0		
Black/African American:					0	0		
Asian:					0	0		
American Indian/Alaskan Native:					0	0		
Native Hawaiian/Other Pacific Islander:					0	0		
American Indian/Alaskan Native & White:					0	0		
Asian White:					0	0		
Black/African American & White:					0	0		
American Indian/Alaskan Native & Black/African American:					0	0		
Other multi-racial:					0	0		

PR03 - MACOMB COUNTY

Page: 1 of 181




U.S. Department of Housing and Urban Development
Office of Community Planning and Development
Integrated Disbursement and Information System
CDBG Activity Summary Report (GPR) for Program Year 2017
MACOMB COUNTY

Date: 29-Aug-2018
Time: 15:15
Page: 2

Asian/Pacific Islander:						0	0		
Hispanic:						0	0		
Total:						0	0	0	0
Female-headed Households:						0			
<i>Income Category:</i>	Owner	Renter	Total	Person					
Extremely Low			0						
Low Mod			0						
Moderate			0						
Non Low Moderate			0						
Total	0	0	0	0					
Percent Low/Mod									

Annual Accomplishments

No data returned for this view. This might be because the applied filter excludes all data.



U.S. Department of Housing and Urban Development
 Office of Community Planning and Development
 Integrated Disbursement and Information System
 CDBG Activity Summary Report (GPR) for Program Year 2017
 MACOMB COUNTY

Date: 29-Aug-2018
 Time: 15:15
 Page: 3

PGM Year: 2014
Project: 0019 - CDBG Public Facilities/Infrastructure Improvements
IDIS Activity: 2982 - Village of Armada Fire Dept Equipment Purchase

Status: Completed 7/18/2017 12:00:00 AM **Objective:** Create suitable living environments
Location: 23175 Armada Center Rd Armada, MI 48005-2763 **Outcome:** Availability/accessibility
Matrix Code: Senior Services (05A) **National Objective:** LMC

Initial Funding Date: 12/16/2014

Description:

Funds will be used to purchase fire protection equipment including but not limited to Lucas CPS machines, stokes basket, basic rescue sked boards, stryker stair chair, and AED Life Pack 1000 with mount.

Financing

	Fund Type	Grant Year	Grant	Funded Amount	Drawn In Program Year	Drawn Thru Program Year
CDBG	EN	Pre-2015		\$36,921.17	\$0.00	\$0.00
		2013	B13UC260005		\$0.00	\$36,921.17
Total	Total			\$36,921.17	\$0.00	\$36,921.17


Proposed Accomplishments

People (General) : 400

Actual Accomplishments

Number assisted:

	Owner		Renter		Total		Person	
	Total	Hispanic	Total	Hispanic	Total	Hispanic	Total	Hispanic
White:	0	0	0	0	0	0	470	13
Black/African American:	0	0	0	0	0	0	4	0
Asian:	0	0	0	0	0	0	2	0
American Indian/Alaskan Native:	0	0	0	0	0	0	0	0
Native Hawaiian/Other Pacific Islander:	0	0	0	0	0	0	0	0
American Indian/Alaskan Native & White:	0	0	0	0	0	0	1	0
Asian White:	0	0	0	0	0	0	1	0
Black/African American & White:	0	0	0	0	0	0	0	0
American Indian/Alaskan Native & Black/African American:	0	0	0	0	0	0	0	0
Other multi-racial:	0	0	0	0	0	0	3	0
Asian/Pacific Islander:	0	0	0	0	0	0	0	0
Hispanic:	0	0	0	0	0	0	0	0
Total:	0	0	0	0	0	0	481	13




U.S. Department of Housing and Urban Development
Office of Community Planning and Development
Integrated Disbursement and Information System
CDBG Activity Summary Report (GPR) for Program Year 2017
MACOMB COUNTY

Date: 29-Aug-2018
Time: 15:15
Page: 4

Female-headed Households:			0	0	0
<i>Income Category:</i>					
	Owner	Renter	Total	Person	
Extremely Low	0	0	0	0	
Low Mod	0	0	0	0	
Moderate	0	0	0	481	
Non Low Moderate	0	0	0	0	
Total	0	0	0	481	
Percent Low/Mod				100.0%	

Annual Accomplishments

Years	Accomplishment Narrative	# Benefiting
2013	As of 1/28/15, the fire rescue equipment purchased with CDBG funds has been used on one person.	



U.S. Department of Housing and Urban Development
 Office of Community Planning and Development
 Integrated Disbursement and Information System
 CDBG Activity Summary Report (GPR) for Program Year 2017
 MACOMB COUNTY

Date: 29-Aug-2018
 Time: 15:15
 Page: 5

PGM Year: 2015
Project: 0010 - CDBG Public Services
IDIS Activity: 3025 - Shelby Twp Large Print Books

Status: Completed 7/18/2017 12:00:00 AM
Location: 52700 Van Dyke Ave Shelby Township, MI 48316-3556
Objective: Create suitable living environments
Outcome: Availability/accessibility
Matrix Code: Handicapped Services (05B) **National Objective:** LMC

Initial Funding Date: 12/02/2015

Description:
 Large print books will be purchased by the library for the benefit of residents who are visually impaired, including senior citizens and severely physically disabled persons.

Financing

	Fund Type	Grant Year	Grant	Funded Amount	Drawn In Program Year	Drawn Thru Program Year
CDBG	EN	2015	B15UC260005	\$4,969.34	\$0.00	\$4,969.34
Total	Total			\$4,969.34	\$0.00	\$4,969.34


Proposed Accomplishments

People (General) : 8,129

Actual Accomplishments

Number assisted:

	Owner		Renter		Total		Person	
	Total	Hispanic	Total	Hispanic	Total	Hispanic	Total	Hispanic
White:	0	0	0	0	0	0	9,563	257
Black/African American:	0	0	0	0	0	0	332	0
Asian:	0	0	0	0	0	0	352	0
American Indian/Alaskan Native:	0	0	0	0	0	0	0	0
Native Hawaiian/Other Pacific Islander:	0	0	0	0	0	0	0	0
American Indian/Alaskan Native & White:	0	0	0	0	0	0	0	0
Asian White:	0	0	0	0	0	0	0	0
Black/African American & White:	0	0	0	0	0	0	160	0
American Indian/Alaskan Native & Black/African American:	0	0	0	0	0	0	0	0
Other multi-racial:	0	0	0	0	0	0	32	0
Asian/Pacific Islander:	0	0	0	0	0	0	0	0
Hispanic:	0	0	0	0	0	0	0	0
Total:	0	0	0	0	0	0	10,439	257
Female-headed Households:	0		0		0			



U.S. Department of Housing and Urban Development
Office of Community Planning and Development
Integrated Disbursement and Information System
CDBG Activity Summary Report (GPR) for Program Year 2017
MACOMB COUNTY


Date: 29-Aug-2018
Time: 15:15
Page: 6

Income Category:

	Owner	Renter	Total	Person
Extremely Low	0	0	0	0
Low Mod	0	0	0	0
Moderate	0	0	0	10,439
Non Low Moderate	0	0	0	0
Total	0	0	0	10,439
Percent Low/Mod				100.0%

Annual Accomplishments

Years	Accomplishment Narrative	# Benefiting
2015	Large print books were purchased for the benefit of the 10,439 Shelby Township residents age 65 and older	



U.S. Department of Housing and Urban Development
 Office of Community Planning and Development
 Integrated Disbursement and Information System
 CDBG Activity Summary Report (GPR) for Program Year 2017
 MACOMB COUNTY

Date: 29-Aug-2018
 Time: 15:15
 Page: 7

PGM Year: 2015
Project: 0010 - CDBG Public Services
IDIS Activity: 3035 - MCREST

Status: Completed 7/18/2017 12:00:00 AM
 Location: 20415 Erin St Roseville, MI 48066-4535
 Objective: Create suitable living environments
 Outcome: Availability/accessibility
 Matrix Code: Operating Costs of Homeless/AIDS Patients Programs (03T)
 National Objective: LMC

Initial Funding Date: 12/02/2015

Description:
 Funds will be used to shelter homeless people through a program which rotates through churches weekly.
 The cost of each shelter night is \$9.

Financing

	Fund Type	Grant Year	Grant	Funded Amount	Drawn In Program Year	Drawn Thru Program Year
CDBG	EN	2015	B15UC260005	\$10,175.00	\$0.00	\$10,175.00
Total	Total			\$10,175.00	\$0.00	\$10,175.00

Proposed Accomplishments

People (General) : 300


Actual Accomplishments

Number assisted:

	Owner		Renter		Total		Person	
	Total	Hispanic	Total	Hispanic	Total	Hispanic	Total	Hispanic
White:	0	0	0	0	0	0	214	0
Black/African American:	0	0	0	0	0	0	159	0
Asian:	0	0	0	0	0	0	0	0
American Indian/Alaskan Native:	0	0	0	0	0	0	0	0
Native Hawaiian/Other Pacific Islander:	0	0	0	0	0	0	0	0
American Indian/Alaskan Native & White:	0	0	0	0	0	0	0	0
Asian White:	0	0	0	0	0	0	0	0
Black/African American & White:	0	0	0	0	0	0	0	0
American Indian/Alaskan Native & Black/African American:	0	0	0	0	0	0	0	0
Other multi-racial:	0	0	0	0	0	0	3	0
Asian/Pacific Islander:	0	0	0	0	0	0	0	0
Hispanic:	0	0	0	0	0	0	0	0
Total:	0	0	0	0	0	0	376	0
Female-headed Households:	0		0		0			

PR03 - MACOMB COUNTY

Page: 7 of 181



U.S. Department of Housing and Urban Development
Office of Community Planning and Development
Integrated Disbursement and Information System
CDBG Activity Summary Report (GPR) for Program Year 2017
MACOMB COUNTY


Date: 29-Aug-2018
Time: 15:15
Page: 8

Income Category:

	Owner	Renter	Total	Person
Extremely Low	0	0	0	376
Low Mod	0	0	0	0
Moderate	0	0	0	0
Non Low Moderate	0	0	0	0
Total	0	0	0	376
Percent Low/Mod				100.0%

Annual Accomplishments

Years	Accomplishment Narrative	# Benefiting
2015	175 homeless people received a total of 917 shelter nights during the first quarter of the grant. 201 homeless people received a total of 215 shelter nights during the fourth quarter of the grant.	



U.S. Department of Housing and Urban Development
 Office of Community Planning and Development
 Integrated Disbursement and Information System
 CDBG Activity Summary Report (GPR) for Program Year 2017
 MACOMB COUNTY

Date: 29-Aug-2018
 Time: 15:15
 Page: 9

PGM Year: 2015
Project: 0010 - CDBG Public Services
IDIS Activity: 3045 - Shelby Twp Lions Club Christmas Baskets

Status: Completed 7/18/2017 12:00:00 AM Objective: Create suitable living environments
 Location: PO Box 182075 Shelby Twp, MI 48318-2075 Outcome: Availability/accessibility
 Matrix Code: Youth Services (05D) National Objective: LMC

Initial Funding Date: 01/07/2016

Description:
 The Shelby Township Lions Club will use CDBG funds to purchase food and gift cards to distribute to LMI families in Christmas Baskets. Other funds will provide toys for those baskets.

Financing

	Fund Type	Grant Year	Grant	Funded Amount	Drawn In Program Year	Drawn Thru Program Year
CDBG	EN	2015	B15UC260005	\$9,000.00	\$0.00	\$9,000.00
Total	Total			\$9,000.00	\$0.00	\$9,000.00

Proposed Accomplishments

People (General) : 300


Actual Accomplishments

Number assisted:

	Owner		Renter		Total		Person	
	Total	Hispanic	Total	Hispanic	Total	Hispanic	Total	Hispanic
White:	0	0	0	0	0	0	217	48
Black/African American:	0	0	0	0	0	0	40	0
Asian:	0	0	0	0	0	0	0	0
American Indian/Alaskan Native:	0	0	0	0	0	0	0	0
Native Hawaiian/Other Pacific Islander:	0	0	0	0	0	0	0	0
American Indian/Alaskan Native & White:	0	0	0	0	0	0	0	0
Asian White:	0	0	0	0	0	0	18	0
Black/African American & White:	0	0	0	0	0	0	0	0
American Indian/Alaskan Native & Black/African American:	0	0	0	0	0	0	0	0
Other multi-racial:	0	0	0	0	0	0	71	0
Asian/Pacific Islander:	0	0	0	0	0	0	0	0
Hispanic:	0	0	0	0	0	0	0	0
Total:	0	0	0	0	0	0	346	48
Female-headed Households:	0		0		0			

PR03 - MACOMB COUNTY

Page: 9 of 181



U.S. Department of Housing and Urban Development
Office of Community Planning and Development
Integrated Disbursement and Information System
CDBG Activity Summary Report (GPR) for Program Year 2017
MACOMB COUNTY


Date: 29-Aug-2018
Time: 15:15
Page: 10

Income Category:

	Owner	Renter	Total	Person
Extremely Low	0	0	0	292
Low Mod	0	0	0	25
Moderate	0	0	0	29
Non Low Moderate	0	0	0	0
Total	0	0	0	346
Percent Low/Mod				100.0%

Annual Accomplishments

Years	Accomplishment Narrative	# Benefiting
2015	346 people received Christmas baskets	



U.S. Department of Housing and Urban Development
 Office of Community Planning and Development
 Integrated Disbursement and Information System
 CDBG Activity Summary Report (GPR) for Program Year 2017
 MACOMB COUNTY

Date: 29-Aug-2018
 Time: 15:15
 Page: 11

PGM Year: 2014
Project: 0022 - 2014 CDBG Housing Rehabilitation
IDIS Activity: 3052 - 2014 CDBG Housing Rehabilitation

Status: Open **Objective:** Create suitable living environments
Location: Address Suppressed **Outcome:** Sustainability
Matrix Code: Rehab; Single-Unit Residential (14A) **National Objective:** LMH

Initial Funding Date: 08/29/2017

Description:
 Program to provide assistance to income eligible homeowners to repair their homes. Assistance would be provided in the form of a no-interest, deferred payment mortgage. Once completed the property must meet property standards established by the county.

Financing

	Fund Type	Grant Year	Grant	Funded Amount	Drawn In Program Year	Drawn Thru Program Year
		Pre-2015				
CDBG	EN			\$147,945.00	\$0.00	\$0.00
		2014	B14UC260005		\$126,476.93	\$126,476.93
Total	Total			\$147,945.00	\$126,476.93	\$126,476.93

Proposed Accomplishments

Housing Units : 8


Actual Accomplishments

Number assisted:

	Owner		Renter		Total		Person	
	Total	Hispanic	Total	Hispanic	Total	Hispanic	Total	Hispanic
White:	2	0	0	0	2	0	0	0
Black/African American:	0	0	0	0	0	0	0	0
Asian:	0	0	0	0	0	0	0	0
American Indian/Alaskan Native:	0	0	0	0	0	0	0	0
Native Hawaiian/Other Pacific Islander:	0	0	0	0	0	0	0	0
American Indian/Alaskan Native & White:	0	0	0	0	0	0	0	0
Asian White:	0	0	0	0	0	0	0	0
Black/African American & White:	0	0	0	0	0	0	0	0
American Indian/Alaskan Native & Black/African American:	0	0	0	0	0	0	0	0
Other multi-racial:	0	0	0	0	0	0	0	0
Asian/Pacific Islander:	0	0	0	0	0	0	0	0
Hispanic:	0	0	0	0	0	0	0	0
Total:	2	0	0	0	2	0	0	0

PR03 - MACOMB COUNTY

Page: 11 of 181




U.S. Department of Housing and Urban Development
Office of Community Planning and Development
Integrated Disbursement and Information System
CDBG Activity Summary Report (GPR) for Program Year 2017
MACOMB COUNTY

Date: 29-Aug-2018
Time: 15:15
Page: 12

Female-headed Households:			0	0	0
<i>Income Category:</i>					
	Owner	Renter	Total	Person	
Extremely Low	1	0	1	0	
Low Mod	1	0	1	0	
Moderate	0	0	0	0	
Non Low Moderate	0	0	0	0	
Total	2	0	2	0	
Percent Low/Mod	100.0%		100.0%		

Annual Accomplishments

Years	Accomplishment Narrative	# Benefiting
2017	House has been rehabbed to code.	



U.S. Department of Housing and Urban Development
 Office of Community Planning and Development
 Integrated Disbursement and Information System
 CDBG Activity Summary Report (GPR) for Program Year 2017
 MACOMB COUNTY

Date: 29-Aug-2018
 Time: 15:15
 Page: 13

PGM Year: 2012
Project: 0056 - 2012 CDBG Housing Rehabilitation
IDIS Activity: 3053 - 2012 CDBG Housing Rehabilitation

Status: Completed 8/9/2017 9:27:56 AM **Objective:** Create suitable living environments
Location: Address Suppressed **Outcome:** Sustainability
Matrix Code: Rehab; Single-Unit Residential (14A) **National Objective:** LMH

Initial Funding Date: 01/20/2016

Description:

Program to provide assistance to income eligible homeowners to repair their homes. Assistance would be provided in the form of a no-interest, deferred payment mortgage. Once completed the property must meet property standards established by the County.

Financing

	Fund Type	Grant Year	Grant	Funded Amount	Drawn In Program Year	Drawn Thru Program Year
		Pre-2015				
CDBG	EN			\$249,519.18	\$0.00	\$0.00
		2014	B14UC260005		\$0.00	\$249,519.18
	PI			\$16,389.54	\$0.00	\$16,389.54
Total	Total			\$265,908.72	\$0.00	\$265,908.72

Proposed Accomplishments

Housing Units : 20


Actual Accomplishments

Number assisted:

	Owner		Renter		Total		Person	
	Total	Hispanic	Total	Hispanic	Total	Hispanic	Total	Hispanic
White:	7	0	0	0	7	0	0	0
Black/African American:	2	0	0	0	2	0	0	0
Asian:	0	0	0	0	0	0	0	0
American Indian/Alaskan Native:	0	0	0	0	0	0	0	0
Native Hawaiian/Other Pacific Islander:	0	0	0	0	0	0	0	0
American Indian/Alaskan Native & White:	0	0	0	0	0	0	0	0
Asian White:	0	0	0	0	0	0	0	0
Black/African American & White:	0	0	0	0	0	0	0	0
American Indian/Alaskan Native & Black/African American:	0	0	0	0	0	0	0	0
Other multi-racial:	0	0	0	0	0	0	0	0
Asian/Pacific Islander:	0	0	0	0	0	0	0	0
Hispanic:	0	0	0	0	0	0	0	0

PR03 - MACOMB COUNTY

Page: 13 of 181




U.S. Department of Housing and Urban Development
Office of Community Planning and Development
Integrated Disbursement and Information System
CDBG Activity Summary Report (GPR) for Program Year 2017
MACOMB COUNTY

Date: 29-Aug-2018
Time: 15:15
Page: 14

Total:					9	0	0	0	9	0	0	0
Female-headed Households:					5		0		5			
<i>Income Category:</i>												
	Owner	Renter	Total	Person								
Extremely Low	8	0	8	0								
Low Mod	2	0	2	0								
Moderate	0	0	0	0								
Non Low Moderate	0	0	0	0								
Total	10	0	10	0								
Percent Low/Mod	100.0%		100.0%									

Annual Accomplishments

Years	Accomplishment Narrative	# Benefiting
2012	Houses are rehabbed to code.	
2016	Houses have been rehabbed to code.	



U.S. Department of Housing and Urban Development
 Office of Community Planning and Development
 Integrated Disbursement and Information System
 CDBG Activity Summary Report (GPR) for Program Year 2017
 MACOMB COUNTY

Date: 29-Aug-2018
 Time: 15:15
 Page: 15

PGM Year: 2013
Project: 0002 - Housing Rehabilitation
IDIS Activity: 3054 - 2013 CDBG Housing Rehabilitation

Status: Completed 8/2/2018 12:00:00 AM
 Location: Address Suppressed
 Objective: Provide decent affordable housing
 Outcome: Sustainability
 Matrix Code: Rehab; Single-Unit Residential (14A) National Objective: LMH

Initial Funding Date: 10/26/2016

Description:
 Program to provide assistance to income eligible homeowners to repair their homes. Assistance would be provided in the form of a no-interest, deferred payment mortgage. Once completed the property must meet property standards established by the County for the program.

Financing

	Fund Type	Grant Year	Grant	Funded Amount	Drawn In Program Year	Drawn Thru Program Year
		Pre-2015				
CDBG	EN			\$197,993.00	\$0.00	\$0.00
		2014	B14UC260005		\$96,317.01	\$197,993.00
	PI			\$39.00	\$0.00	\$39.00
Total	Total			\$198,032.00	\$96,317.01	\$198,032.00

Proposed Accomplishments

Housing Units : 10


Actual Accomplishments

Number assisted:

	Owner		Renter		Total		Person	
	Total	Hispanic	Total	Hispanic	Total	Hispanic	Total	Hispanic
White:	11	0	0	0	11	0	0	0
Black/African American:	1	0	0	0	1	0	0	0
Asian:	0	0	0	0	0	0	0	0
American Indian/Alaskan Native:	0	0	0	0	0	0	0	0
Native Hawaiian/Other Pacific Islander:	0	0	0	0	0	0	0	0
American Indian/Alaskan Native & White:	0	0	0	0	0	0	0	0
Asian White:	0	0	0	0	0	0	0	0
Black/African American & White:	0	0	0	0	0	0	0	0
American Indian/Alaskan Native & Black/African American:	0	0	0	0	0	0	0	0
Other multi-racial:	0	0	0	0	0	0	0	0
Asian/Pacific Islander:	0	0	0	0	0	0	0	0
Hispanic:	0	0	0	0	0	0	0	0

PR03 - MACOMB COUNTY

Page: 15 of 181




U.S. Department of Housing and Urban Development
 Office of Community Planning and Development
 Integrated Disbursement and Information System
 CDBG Activity Summary Report (GPR) for Program Year 2017
 MACOMB COUNTY

Date: 29-Aug-2018
 Time: 15:15
 Page: 16

Total:					12	0	0	0	12	0	0	0
Female-headed Households:					8		0		8			
<i>Income Category:</i>												
	Owner	Renter	Total	Person								
Extremely Low	6	0	6	0								
Low Mod	6	0	6	0								
Moderate	0	0	0	0								
Non Low Moderate	0	0	0	0								
Total	12	0	12	0								
Percent Low/Mod	100.0%		100.0%									

Annual Accomplishments

Years	Accomplishment Narrative	# Benefiting
2016	Houses have been rehabbed to code.	
2017	Homes have been rehabbed to code.	



U.S. Department of Housing and Urban Development
 Office of Community Planning and Development
 Integrated Disbursement and Information System
 CDBG Activity Summary Report (GPR) for Program Year 2017
 MACOMB COUNTY

Date: 29-Aug-2018
 Time: 15:15
 Page: 17

PGM Year: 2015
Project: 0008 - CDBG Housing Rehabilitation
IDIS Activity: 3055 - 2015 CDBG Housing Rehabilitation

Status: Open **Objective:** Provide decent affordable housing
Location: Address Suppressed **Outcome:** Sustainability
Matrix Code: Rehab; Single-Unit Residential (14A) **National Objective:** LMH

Initial Funding Date: 11/16/2017

Description:

Program to provide assistance to income eligible homeowners to repair their homes. Assistance would be provided in the form of a no-interest, deferred payment mortgage. Once completed the property must meet property standards established by the County.

Financing

	Fund Type	Grant Year	Grant	Funded Amount	Drawn In Program Year	Drawn Thru Program Year
CDBG	EN	Pre-2015		\$161,785.07	\$0.00	\$0.00
		2014	B14UC260005		\$72,122.98	\$72,122.98
		2015	B15UC260005	\$133,192.93	\$999.21	\$999.21
Total	Total			\$294,978.00	\$73,122.19	\$73,122.19

Proposed Accomplishments

Housing Units : 6


Actual Accomplishments

Number assisted:

	Owner		Renter		Total		Person	
	Total	Hispanic	Total	Hispanic	Total	Hispanic	Total	Hispanic
White:	1	0	0	0	1	0	0	0
Black/African American:	1	0	0	0	1	0	0	0
Asian:	0	0	0	0	0	0	0	0
American Indian/Alaskan Native:	0	0	0	0	0	0	0	0
Native Hawaiian/Other Pacific Islander:	0	0	0	0	0	0	0	0
American Indian/Alaskan Native & White:	0	0	0	0	0	0	0	0
Asian White:	0	0	0	0	0	0	0	0
Black/African American & White:	0	0	0	0	0	0	0	0
American Indian/Alaskan Native & Black/African American:	0	0	0	0	0	0	0	0
Other multi-racial:	0	0	0	0	0	0	0	0
Asian/Pacific Islander:	0	0	0	0	0	0	0	0
Hispanic:	0	0	0	0	0	0	0	0

PR03 - MACOMB COUNTY

Page: 17 of 181




U.S. Department of Housing and Urban Development
 Office of Community Planning and Development
 Integrated Disbursement and Information System
 CDBG Activity Summary Report (GPR) for Program Year 2017
 MACOMB COUNTY

Date: 29-Aug-2018
 Time: 15:15
 Page: 18

Total:									
Female-headed Households:									
<i>Income Category:</i>									
	Owner	Renter	Total	Person					
Extremely Low	1	0	1	0					
Low Mod	1	0	1	0					
Moderate	0	0	0	0					
Non Low Moderate	0	0	0	0					
Total	2	0	2	0					
Percent Low/Mod	100.0%		100.0%						

Annual Accomplishments

Years	Accomplishment Narrative	# Benefiting
2017	Homes have been rehabbed to code.	



U.S. Department of Housing and Urban Development
 Office of Community Planning and Development
 Integrated Disbursement and Information System
 CDBG Activity Summary Report (GPR) for Program Year 2017
 MACOMB COUNTY

Date: 29-Aug-2018
 Time: 15:15
 Page: 19

PGM Year: 2015
Project: 0011 - CDBG Public Facilities/Infrastructure Improvements
IDIS Activity: 3059 - Shelby Twp ADA Doors

Status: Completed 7/18/2017 12:00:00 AM
Location: 52700 Van Dyke Ave Shelby Township, MI 48316-3556
Objective: Create suitable living environments
Outcome: Availability/accessibility
Matrix Code: Handicapped Centers (03B) **National Objective:** LMC

Initial Funding Date: 01/26/2016

Description:
 Handicap accessible doors will be put on the municipal and DPW buildings.

Financing

	Fund Type	Grant Year	Grant	Funded Amount	Drawn In Program Year	Drawn Thru Program Year
CDBG	EN	2015	B15UC260005	\$7,109.28	\$0.00	\$7,109.28
Total	Total			\$7,109.28	\$0.00	\$7,109.28


Proposed Accomplishments

Public Facilities : 2

Actual Accomplishments

Number assisted:

	Owner		Renter		Total		Person	
	Total	Hispanic	Total	Hispanic	Total	Hispanic	Total	Hispanic
White:	0	0	0	0	0	0	5,073	131
Black/African American:	0	0	0	0	0	0	178	0
Asian:	0	0	0	0	0	0	186	0
American Indian/Alaskan Native:	0	0	0	0	0	0	0	0
Native Hawaiian/Other Pacific Islander:	0	0	0	0	0	0	0	0
American Indian/Alaskan Native & White:	0	0	0	0	0	0	0	0
Asian White:	0	0	0	0	0	0	0	0
Black/African American & White:	0	0	0	0	0	0	0	0
American Indian/Alaskan Native & Black/African American:	0	0	0	0	0	0	0	0
Other multi-racial:	0	0	0	0	0	0	0	0
Asian/Pacific Islander:	0	0	0	0	0	0	0	0
Hispanic:	0	0	0	0	0	0	0	0
Total:	0	0	0	0	0	0	5,437	131
Female-headed Households:	0		0		0			



U.S. Department of Housing and Urban Development
 Office of Community Planning and Development
 Integrated Disbursement and Information System
 CDBG Activity Summary Report (GPR) for Program Year 2017
 MACOMB COUNTY


Date: 29-Aug-2018
 Time: 15:15
 Page: 20

Income Category:

	Owner	Renter	Total	Person
Extremely Low	0	0	0	0
Low Mod	0	0	0	5,437
Moderate	0	0	0	0
Non Low Moderate	0	0	0	0
Total	0	0	0	5,437
Percent Low/Mod				100.0%

Annual Accomplishments

Years	Accomplishment Narrative	# Benefiting
2015	At this time, engineering costs have been incurred due to an unsuccessful procurement. The Township will attempt to procure a contractor again in the spring	



U.S. Department of Housing and Urban Development
 Office of Community Planning and Development
 Integrated Disbursement and Information System
 CDBG Activity Summary Report (GPR) for Program Year 2017
 MACOMB COUNTY

Date: 29-Aug-2018
 Time: 15:15
 Page: 21

PGM Year: 2015
Project: 0011 - CDBG Public Facilities/Infrastructure Improvements
IDIS Activity: 3063 - Macomb County Warming Center

Status: Completed 7/18/2017 12:00:00 AM
Location: 2 Crocker Blvd Mount Clemens, MI 48043-2528
Objective: Create suitable living environments
Outcome: Availability/accessibility
Matrix Code: Operating Costs of Homeless/AIDS Patients Programs (03T)
National Objective: LMC

Initial Funding Date: 02/10/2016

Description:

The Macomb County Warming Center will provide night time shelter to the homeless for the winter months and case management services year round.

Financing

	Fund Type	Grant Year	Grant	Funded Amount	Drawn In Program Year	Drawn Thru Program Year
CDBG	EN	2015	B15UC260005	\$4,190.00	\$0.00	\$4,190.00
Total	Total			\$4,190.00	\$0.00	\$4,190.00


Proposed Accomplishments

People (General) : 650

Actual Accomplishments

Number assisted:

	Owner		Renter		Total		Person	
	Total	Hispanic	Total	Hispanic	Total	Hispanic	Total	Hispanic
White:	0	0	0	0	0	0	493	8
Black/African American:	0	0	0	0	0	0	242	1
Asian:	0	0	0	0	0	0	0	0
American Indian/Alaskan Native:	0	0	0	0	0	0	1	0
Native Hawaiian/Other Pacific Islander:	0	0	0	0	0	0	0	0
American Indian/Alaskan Native & White:	0	0	0	0	0	0	0	0
Asian White:	0	0	0	0	0	0	0	0
Black/African American & White:	0	0	0	0	0	0	0	0
American Indian/Alaskan Native & Black/African American:	0	0	0	0	0	0	0	0
Other multi-racial:	0	0	0	0	0	0	0	0
Asian/Pacific Islander:	0	0	0	0	0	0	0	0
Hispanic:	0	0	0	0	0	0	0	0
Total:	0	0	0	0	0	0	736	9
Female-headed Households:	0		0		0			



U.S. Department of Housing and Urban Development
Office of Community Planning and Development
Integrated Disbursement and Information System
CDBG Activity Summary Report (GPR) for Program Year 2017
MACOMB COUNTY


Date: 29-Aug-2018
Time: 15:15
Page: 22

Income Category:

	Owner	Renter	Total	Person
Extremely Low	0	0	0	0
Low Mod	0	0	0	736
Moderate	0	0	0	0
Non Low Moderate	0	0	0	0
Total	0	0	0	736
Percent Low/Mod				100.0%

Annual Accomplishments

Years	Accomplishment Narrative	# Benefiting
2015	736 homeless people were provided shelter and/or case work between July 1, 2015 - March 31, 2016	



U.S. Department of Housing and Urban Development
 Office of Community Planning and Development
 Integrated Disbursement and Information System
 CDBG Activity Summary Report (GPR) for Program Year 2017
 MACOMB COUNTY

Date: 29-Aug-2018
 Time: 15:15
 Page: 23

PGM Year: 2014
Project: 0019 - CDBG Public Facilities/Infrastructure Improvements
IDIS Activity: 3064 - Memphis ADA Improvements

Status: Completed 7/18/2017 12:00:00 AM **Objective:** Create suitable living environments
Location: 35095 Potter St Memphis, MI 48041-4654 **Outcome:** Availability/accessibility
Matrix Code: Handicapped Centers (03B) **National Objective:** LMC

Initial Funding Date: 02/12/2016

Description:
 CDBG funds will be used to remove architectural barriers in Memphis City Hall and fire station, making the building accessible to persons with disabilities.

Financing

	Fund Type	Grant Year	Grant	Funded Amount	Drawn In Program Year	Drawn Thru Program Year
CDBG	EN	Pre-2015		\$44,462.95	\$0.00	\$0.00
		2014	B14UC260005		\$0.00	\$44,462.95
		2015	B15UC260005	\$9,637.05	\$0.00	\$9,637.05
Total	Total			\$54,100.00	\$0.00	\$54,100.00

Proposed Accomplishments
 Public Facilities : 400


Actual Accomplishments

Number assisted:

	Owner		Renter		Total		Person	
	Total	Hispanic	Total	Hispanic	Total	Hispanic	Total	Hispanic
White:	0	0	0	0	0	0	375	0
Black/African American:	0	0	0	0	0	0	0	0
Asian:	0	0	0	0	0	0	0	0
American Indian/Alaskan Native:	0	0	0	0	0	0	0	0
Native Hawaiian/Other Pacific Islander:	0	0	0	0	0	0	0	0
American Indian/Alaskan Native & White:	0	0	0	0	0	0	0	0
Asian White:	0	0	0	0	0	0	0	0
Black/African American & White:	0	0	0	0	0	0	0	0
American Indian/Alaskan Native & Black/African American:	0	0	0	0	0	0	0	0
Other multi-racial:	0	0	0	0	0	0	25	0
Asian/Pacific Islander:	0	0	0	0	0	0	0	0
Hispanic:	0	0	0	0	0	0	0	0
Total:	0	0	0	0	0	0	400	0

PR03 - MACOMB COUNTY

Page: 23 of 181



U.S. Department of Housing and Urban Development
Office of Community Planning and Development
Integrated Disbursement and Information System
CDBG Activity Summary Report (GPR) for Program Year 2017
MACOMB COUNTY

Date: 29-Aug-2018
Time: 15:15
Page: 24


Female-headed Households: 0 0 0

Income Category:

	Owner	Renter	Total	Person
Extremely Low	0	0	0	0
Low Mod	0	0	0	400
Moderate	0	0	0	1
Non Low Moderate	0	0	0	0
Total	0	0	0	401
Percent Low/Mod				100.0%

Annual Accomplishments

Years	Accomplishment Narrative	# Benefitting
2015	Engineering costs have been paid for the project which will allow handicap accessible access to the building housing Memphis City Hall and Fire Station.	
2016	Project has been completed.	



U.S. Department of Housing and Urban Development
 Office of Community Planning and Development
 Integrated Disbursement and Information System
 CDBG Activity Summary Report (GPR) for Program Year 2017
 MACOMB COUNTY

Date: 29-Aug-2018
 Time: 15:15
 Page: 25

PGM Year: 2015
Project: 0010 - CDBG Public Services
IDIS Activity: 3067 - Macomb Literacy Partners

Status: Completed 7/18/2017 12:00:00 AM Objective: Create suitable living environments
 Location: 16480 Hall Rd Clinton Township, MI 48038-1132 Outcome: Availability/accessibility
 Matrix Code: Other Public Services Not Listed in 05A-05Y, 03T (05Z) National Objective: LMC

Initial Funding Date: 03/16/2016

Description:
 One-on-one tutoring of illiterate and non-English speaking LMI adults will be provided with CDBG funds.

Financing

	Fund Type	Grant Year	Grant	Funded Amount	Drawn In Program Year	Drawn Thru Program Year
CDBG	EN	Pre-2015		\$3,927.63	\$0.00	\$0.00
		2014	B14UC260005		\$0.00	\$3,927.63
Total	Total			\$3,927.63	\$0.00	\$3,927.63

Proposed Accomplishments

People (General) : 8


Actual Accomplishments

Number assisted:

	Owner		Renter		Total		Person	
	Total	Hispanic	Total	Hispanic	Total	Hispanic	Total	Hispanic
White:	0	0	0	0	0	0	10	0
Black/African American:	0	0	0	0	0	0	3	0
Asian:	0	0	0	0	0	0	2	0
American Indian/Alaskan Native:	0	0	0	0	0	0	0	0
Native Hawaiian/Other Pacific Islander:	0	0	0	0	0	0	0	0
American Indian/Alaskan Native & White:	0	0	0	0	0	0	0	0
Asian White:	0	0	0	0	0	0	0	0
Black/African American & White:	0	0	0	0	0	0	0	0
American Indian/Alaskan Native & Black/African American:	0	0	0	0	0	0	0	0
Other multi-racial:	0	0	0	0	0	0	0	0
Asian/Pacific Islander:	0	0	0	0	0	0	0	0
Hispanic:	0	0	0	0	0	0	0	0
Total:	0	0	0	0	0	0	15	0
Female-headed Households:	0		0		0			

PR03 - MACOMB COUNTY

Page: 25 of 181



U.S. Department of Housing and Urban Development
Office of Community Planning and Development
Integrated Disbursement and Information System
CDBG Activity Summary Report (GPR) for Program Year 2017
MACOMB COUNTY


Date: 29-Aug-2018
Time: 15:15
Page: 26

Income Category:

	Owner	Renter	Total	Person
Extremely Low	0	0	0	4
Low Mod	0	0	0	10
Moderate	0	0	0	1
Non Low Moderate	0	0	0	0
Total	0	0	0	15
Percent Low/Mod				100.0%

Annual Accomplishments

Years	Accomplishment Narrative	# Benefiting
2015	Between July 1, 2015 and June 30, 2016, 15 people were provided with one-on-one tutoring.	



U.S. Department of Housing and Urban Development
 Office of Community Planning and Development
 Integrated Disbursement and Information System
 CDBG Activity Summary Report (GPR) for Program Year 2017
 MACOMB COUNTY

Date: 29-Aug-2018
 Time: 15:15
 Page: 27

PGM Year: 2015
Project: 0010 - CDBG Public Services
IDIS Activity: 3078 - Wigs 4 Kids

Status: Completed 7/18/2017 2:43:32 PM Objective: Create suitable living environments
 Location: 30126 Harper Ave St Clair Shores, MI 48082-1648 Outcome: Availability/accessibility
 Matrix Code: Health Services (05M) National Objective: LMC

Initial Funding Date: 07/07/2016

Description:
 Wigs will be provided to children from LMI families who have health conditions which cause hair loss.

Financing

	Fund Type	Grant Year	Grant	Funded Amount	Drawn In Program Year	Drawn Thru Program Year
CDBG	EN	2015	B15UC260005	\$1,000.00	\$0.00	\$1,000.00
Total	Total			\$1,000.00	\$0.00	\$1,000.00


Proposed Accomplishments

People (General) : 3

Actual Accomplishments

Number assisted:

	Owner		Renter		Total		Person	
	Total	Hispanic	Total	Hispanic	Total	Hispanic	Total	Hispanic
White:	0	0	0	0	0	0	1	0
Black/African American:	0	0	0	0	0	0	0	0
Asian:	0	0	0	0	0	0	0	0
American Indian/Alaskan Native:	0	0	0	0	0	0	0	0
Native Hawaiian/Other Pacific Islander:	0	0	0	0	0	0	0	0
American Indian/Alaskan Native & White:	0	0	0	0	0	0	0	0
Asian White:	0	0	0	0	0	0	0	0
Black/African American & White:	0	0	0	0	0	0	0	0
American Indian/Alaskan Native & Black/African American:	0	0	0	0	0	0	0	0
Other multi-racial:	0	0	0	0	0	0	0	0
Asian/Pacific Islander:	0	0	0	0	0	0	0	0
Hispanic:	0	0	0	0	0	0	0	0
Total:	0	0	0	0	0	0	1	0
Female-headed Households:	0		0		0			



U.S. Department of Housing and Urban Development
Office of Community Planning and Development
Integrated Disbursement and Information System
CDBG Activity Summary Report (GPR) for Program Year 2017
MACOMB COUNTY


Date: 29-Aug-2018
Time: 15:15
Page: 28

Income Category:

	Owner	Renter	Total	Person
Extremely Low	0	0	0	0
Low Mod	0	0	0	1
Moderate	0	0	0	0
Non Low Moderate	0	0	0	0
Total	0	0	0	1
Percent Low/Mod				100.0%

Annual Accomplishments

Years	Accomplishment Narrative	# Benefiting
2015	1 child with alopecia was provided a wig	



U.S. Department of Housing and Urban Development
 Office of Community Planning and Development
 Integrated Disbursement and Information System
 CDBG Activity Summary Report (GPR) for Program Year 2017
 MACOMB COUNTY

Date: 29-Aug-2018
 Time: 15:15
 Page: 29

PGM Year: 2016
Project: 0008 - 2016 CDBG Administration
IDIS Activity: 3091 - CDBG Administration & Planning

Status: Completed 2/7/2018 12:00:00 AM **Objective:**
Location: , **Outcome:**
Matrix Code: General Program Administration (21A) **National Objective:**

Initial Funding Date: 10/20/2016

Description:
 Funding for eligible expenses necessary for the administration of the County's CDBG program.


Financing

	Fund Type	Grant Year	Grant	Funded Amount	Drawn In Program Year	Drawn Thru Program Year
CDBG	EN	2016	B16UC260005	\$225,646.52	\$49,324.28	\$225,646.52
	PI			\$25,697.25	\$16,142.55	\$25,697.25
Total	Total			\$251,343.77	\$65,466.83	\$251,343.77

Proposed Accomplishments

Actual Accomplishments

Number assisted:	Owner		Renter		Total		Person	
	Total	Hispanic	Total	Hispanic	Total	Hispanic	Total	Hispanic
White:					0	0		
Black/African American:					0	0		
Asian:					0	0		
American Indian/Alaskan Native:					0	0		
Native Hawaiian/Other Pacific Islander:					0	0		
American Indian/Alaskan Native & White:					0	0		
Asian White:					0	0		
Black/African American & White:					0	0		
American Indian/Alaskan Native & Black/African American:					0	0		
Other multi-racial:					0	0		
Asian/Pacific Islander:					0	0		
Hispanic:					0	0		
Total:	0	0	0	0	0	0	0	0
Female-headed Households:					0			



U.S. Department of Housing and Urban Development
Office of Community Planning and Development
Integrated Disbursement and Information System
CDBG Activity Summary Report (GPR) for Program Year 2017
MACOMB COUNTY


Date: 29-Aug-2018
Time: 15:15
Page: 30

Income Category:

	Owner	Renter	Total	Person
Extremely Low			0	
Low Mod			0	
Moderate			0	
Non Low Moderate			0	
Total	0	0	0	0
Percent Low/Mod				

Annual Accomplishments

No data returned for this view. This might be because the applied filter excludes all data.



U.S. Department of Housing and Urban Development
 Office of Community Planning and Development
 Integrated Disbursement and Information System
 CDBG Activity Summary Report (GPR) for Program Year 2017
 MACOMB COUNTY

Date: 29-Aug-2018
 Time: 15:15
 Page: 31

PGM Year: 2016
Project: 0010 - 2016 CDBG Housing Rehabilitation Administration
IDIS Activity: 3092 - 2016 Housing Rehab Delivery

Status: Open **Objective:** Provide decent affordable housing
Location: 196 N Rose St Mount Clemens, MI 48043-1521 **Outcome:** Sustainability
Matrix Code: Rehabilitation Administration (14H) **National Objective:** LMH

Initial Funding Date: 10/20/2016

Description:

All delivery costs (including staff, other direct costs, and service costs) directly related to carrying out housing rehabilitation activities. May include professional services, preparation of work specifications and work write-ups, application processing, and loan processing).

Financing

	Fund Type	Grant Year	Grant	Funded Amount	Drawn In Program Year	Drawn Thru Program Year
CDBG	EN	2016	B16UC260005	\$120,000.00	\$25,132.63	\$118,315.94
	PI			\$34,504.67	\$10,257.45	\$34,504.67
Total	Total			\$154,504.67	\$35,390.08	\$152,820.61

Proposed Accomplishments


Actual Accomplishments

Number assisted:

	Owner		Renter		Total		Person	
	Total	Hispanic	Total	Hispanic	Total	Hispanic	Total	Hispanic
White:	0	0	0	0	0	0	0	0
Black/African American:	0	0	0	0	0	0	0	0
Asian:	0	0	0	0	0	0	0	0
American Indian/Alaskan Native:	0	0	0	0	0	0	0	0
Native Hawaiian/Other Pacific Islander:	0	0	0	0	0	0	0	0
American Indian/Alaskan Native & White:	0	0	0	0	0	0	0	0
Asian White:	0	0	0	0	0	0	0	0
Black/African American & White:	0	0	0	0	0	0	0	0
American Indian/Alaskan Native & Black/African American:	0	0	0	0	0	0	0	0
Other multi-racial:	0	0	0	0	0	0	0	0
Asian/Pacific Islander:	0	0	0	0	0	0	0	0
Hispanic:	0	0	0	0	0	0	0	0
Total:	0	0	0	0	0	0	0	0
Female-headed Households:	0		0		0			

PR03 - MACOMB COUNTY

Page: 31 of 181



U.S. Department of Housing and Urban Development
Office of Community Planning and Development
Integrated Disbursement and Information System
CDBG Activity Summary Report (GPR) for Program Year 2017
MACOMB COUNTY


Date: 29-Aug-2018
Time: 15:15
Page: 32

Income Category:

	Owner	Renter	Total	Person
Extremely Low	0	0	0	0
Low Mod	0	0	0	0
Moderate	0	0	0	0
Non Low Moderate	0	0	0	0
Total	0	0	0	0
Percent Low/Mod				

Annual Accomplishments

No data returned for this view. This might be because the applied filter excludes all data.



U.S. Department of Housing and Urban Development
 Office of Community Planning and Development
 Integrated Disbursement and Information System
 CDBG Activity Summary Report (GPR) for Program Year 2017
 MACOMB COUNTY

Date: 29-Aug-2018
 Time: 15:15
 Page: 33

PGM Year: 2016
Project: 0012 - 2016 CDBG Public Services
IDIS Activity: 3093 - MCA Senior Chore Program

Status: Completed 8/7/2017 12:00:00 AM
Location: 21885 Dunham Rd Ste 10 Suite 10 Clinton Township, MI 48036-1030
Objective: Create suitable living environments
Outcome: Sustainability
Matrix Code: Senior Services (05A) **National Objective:** LMC

Initial Funding Date: 10/20/2016

Description:
 Lawn cutting, snow removal and odd jobs will be done for low income seniors and persons with disabilities.

Financing

	Fund Type	Grant Year	Grant	Funded Amount	Drawn In Program Year	Drawn Thru Program Year
CDBG	EN	2016	B16UC260005	\$43,740.90	\$0.00	\$43,740.90
Total	Total			\$43,740.90	\$0.00	\$43,740.90


Proposed Accomplishments

People (General) : 124

Actual Accomplishments

Number assisted:

	Owner		Renter		Total		Person	
	Total	Hispanic	Total	Hispanic	Total	Hispanic	Total	Hispanic
White:	0	0	0	0	0	0	202	1
Black/African American:	0	0	0	0	0	0	19	0
Asian:	0	0	0	0	0	0	0	0
American Indian/Alaskan Native:	0	0	0	0	0	0	0	0
Native Hawaiian/Other Pacific Islander:	0	0	0	0	0	0	0	0
American Indian/Alaskan Native & White:	0	0	0	0	0	0	0	0
Asian White:	0	0	0	0	0	0	0	0
Black/African American & White:	0	0	0	0	0	0	0	0
American Indian/Alaskan Native & Black/African American:	0	0	0	0	0	0	0	0
Other multi-racial:	0	0	0	0	0	0	0	0
Asian/Pacific Islander:	0	0	0	0	0	0	0	0
Hispanic:	0	0	0	0	0	0	0	0
Total:	0	0	0	0	0	0	221	1
Female-headed Households:	0		0		0			



U.S. Department of Housing and Urban Development
Office of Community Planning and Development
Integrated Disbursement and Information System
CDBG Activity Summary Report (GPR) for Program Year 2017
MACOMB COUNTY


Date: 29-Aug-2018
Time: 15:15
Page: 34

Income Category:

	Owner	Renter	Total	Person
Extremely Low	0	0	0	0
Low Mod	0	0	0	161
Moderate	0	0	0	60
Non Low Moderate	0	0	0	0
Total	0	0	0	221
Percent Low/Mod				100.0%

Annual Accomplishments

Years	Accomplishment Narrative	# Benefiting
2016	During the program year, 221 LMI seniors and people with disabilities were assisted with chore services.	



U.S. Department of Housing and Urban Development
 Office of Community Planning and Development
 Integrated Disbursement and Information System
 CDBG Activity Summary Report (GPR) for Program Year 2017
 MACOMB COUNTY

Date: 29-Aug-2018
 Time: 15:15
 Page: 35

PGM Year: 2016
Project: 0012 - 2016 CDBG Public Services
IDIS Activity: 3095 - Care House

Status: Completed 8/7/2017 12:00:00 AM
Location: 131 Market St Mount Clemens, MI 48043-1762
Objective: Create suitable living environments
Outcome: Availability/accessibility
Matrix Code: Abused and Neglected Children (05N) **National Objective:** LMC

Initial Funding Date: 10/20/2016

Description:
 Care House will use CDBG funds to provide forensic interviews and family services to suspected victims of child abuse at a rate of \$600 per child.

Financing

	Fund Type	Grant Year	Grant	Funded Amount	Drawn In Program Year	Drawn Thru Program Year
CDBG	EN	2016	B16UC260005	\$18,808.67	\$0.00	\$18,808.67
	PI			\$284.10	\$0.00	\$284.10
Total	Total			\$19,092.77	\$0.00	\$19,092.77

Proposed Accomplishments

People (General) : 32


Actual Accomplishments

Number assisted:

	Owner		Renter		Total		Person	
	Total	Hispanic	Total	Hispanic	Total	Hispanic	Total	Hispanic
White:	0	0	0	0	0	0	22	2
Black/African American:	0	0	0	0	0	0	8	0
Asian:	0	0	0	0	0	0	0	0
American Indian/Alaskan Native:	0	0	0	0	0	0	0	0
Native Hawaiian/Other Pacific Islander:	0	0	0	0	0	0	0	0
American Indian/Alaskan Native & White:	0	0	0	0	0	0	0	0
Asian White:	0	0	0	0	0	0	0	0
Black/African American & White:	0	0	0	0	0	0	4	0
American Indian/Alaskan Native & Black/African American:	0	0	0	0	0	0	0	0
Other multi-racial:	0	0	0	0	0	0	1	0
Asian/Pacific Islander:	0	0	0	0	0	0	0	0
Hispanic:	0	0	0	0	0	0	0	0
Total:	0	0	0	0	0	0	35	2
Female-headed Households:	0		0		0			

PR03 - MACOMB COUNTY

Page: 35 of 181



U.S. Department of Housing and Urban Development
Office of Community Planning and Development
Integrated Disbursement and Information System
CDBG Activity Summary Report (GPR) for Program Year 2017
MACOMB COUNTY


Date: 29-Aug-2018
Time: 15:15
Page: 36

Income Category:

	Owner	Renter	Total	Person
Extremely Low	0	0	0	13
Low Mod	0	0	0	18
Moderate	0	0	0	4
Non Low Moderate	0	0	0	0
Total	0	0	0	35
Percent Low/Mod				100.0%

Annual Accomplishments

Years	Accomplishment Narrative	# Benefiting
2016	Care House will use CDBG funds to provide forensic interviews and family services to suspected victims of child abuse at a rate of \$600 per child.	



U.S. Department of Housing and Urban Development
 Office of Community Planning and Development
 Integrated Disbursement and Information System
 CDBG Activity Summary Report (GPR) for Program Year 2017
 MACOMB COUNTY

Date: 29-Aug-2018
 Time: 15:15
 Page: 37

PGM Year: 2016
Project: 0012 - 2016 CDBG Public Services
IDIS Activity: 3096 - DRMM Lighthouse

Status: Canceled 7/17/2017 3:02:44 PM
Location: 28571 Gratiot Ave Roseville, MI 48066-4211
Objective: Create suitable living environments
Outcome: Availability/accessibility
Matrix Code: Food Banks (05W) **National Objective:** LMC

Initial Funding Date: 10/20/2016

Description:
 Provide food baskets to income eligible households.

Financing
 No data returned for this view. This might be because the applied filter excludes all data.


Proposed Accomplishments

People (General) : 70

Actual Accomplishments

Number assisted:

	Owner		Renter		Total		Person	
	Total	Hispanic	Total	Hispanic	Total	Hispanic	Total	Hispanic
White:	0	0	0	0	0	0	0	0
Black/African American:	0	0	0	0	0	0	0	0
Asian:	0	0	0	0	0	0	0	0
American Indian/Alaskan Native:	0	0	0	0	0	0	0	0
Native Hawaiian/Other Pacific Islander:	0	0	0	0	0	0	0	0
American Indian/Alaskan Native & White:	0	0	0	0	0	0	0	0
Asian White:	0	0	0	0	0	0	0	0
Black/African American & White:	0	0	0	0	0	0	0	0
American Indian/Alaskan Native & Black/African American:	0	0	0	0	0	0	0	0
Other multi-racial:	0	0	0	0	0	0	0	0
Asian/Pacific Islander:	0	0	0	0	0	0	0	0




U.S. Department of Housing and Urban Development
Office of Community Planning and Development
Integrated Disbursement and Information System
CDBG Activity Summary Report (GPR) for Program Year 2017
MACOMB COUNTY

Date: 29-Aug-2018
Time: 15:15
Page: 38

Hispanic:	0	0	0	0	0	0	0	0
Total:	0	0	0	0	0	0	0	0
Female-headed Households:	0		0		0			
<i>Income Category:</i>								
	Owner	Renter	Total		Person			
Extremely Low	0	0	0		0			
Low Mod	0	0	0		0			
Moderate	0	0	0		0			
Non Low Moderate	0	0	0		0			
Total	0	0	0		0			
Percent Low/Mod								

Annual Accomplishments

No data returned for this view. This might be because the applied filter excludes all data.



U.S. Department of Housing and Urban Development
 Office of Community Planning and Development
 Integrated Disbursement and Information System
 CDBG Activity Summary Report (GPR) for Program Year 2017
 MACOMB COUNTY

Date: 29-Aug-2018
 Time: 15:15
 Page: 39

PGM Year: 2016
Project: 0012 - 2016 CDBG Public Services
IDIS Activity: 3098 - Macomb County Warming Center

Status: Completed 8/7/2017 12:00:00 AM
Location: 2 Crocker Blvd Ste 201 Suite 201 Mount Clemens, MI 48043-2558
Objective: Create suitable living environments
Outcome: Availability/accessibility
Matrix Code: Operating Costs of Homeless/AIDS Patients Programs (03T)
National Objective: LMC

Initial Funding Date: 10/20/2016

Description:
 The Macomb County Warming Center will provide night time shelter to the homeless for the winter months and case management services year round.

Financing

	Fund Type	Grant Year	Grant	Funded Amount	Drawn In Program Year	Drawn Thru Program Year
CDBG	EN	2016	B16UC260005	\$6,623.00	\$0.00	\$6,623.00
Total	Total			\$6,623.00	\$0.00	\$6,623.00


Proposed Accomplishments

People (General) : 360

Actual Accomplishments

Number assisted:

	Owner		Renter		Total		Person	
	Total	Hispanic	Total	Hispanic	Total	Hispanic	Total	Hispanic
White:	0	0	0	0	0	0	80	0
Black/African American:	0	0	0	0	0	0	44	0
Asian:	0	0	0	0	0	0	0	0
American Indian/Alaskan Native:	0	0	0	0	0	0	1	0
Native Hawaiian/Other Pacific Islander:	0	0	0	0	0	0	0	0
American Indian/Alaskan Native & White:	0	0	0	0	0	0	0	0
Asian White:	0	0	0	0	0	0	0	0
Black/African American & White:	0	0	0	0	0	0	0	0
American Indian/Alaskan Native & Black/African American:	0	0	0	0	0	0	0	0
Other multi-racial:	0	0	0	0	0	0	0	0
Asian/Pacific Islander:	0	0	0	0	0	0	0	0
Hispanic:	0	0	0	0	0	0	0	0
Total:	0	0	0	0	0	0	125	0
Female-headed Households:	0		0		0			



U.S. Department of Housing and Urban Development
Office of Community Planning and Development
Integrated Disbursement and Information System
CDBG Activity Summary Report (GPR) for Program Year 2017
MACOMB COUNTY


Date: 29-Aug-2018
Time: 15:15
Page: 40

Income Category:

	Owner	Renter	Total	Person
Extremely Low	0	0	0	125
Low Mod	0	0	0	0
Moderate	0	0	0	0
Non Low Moderate	0	0	0	0
Total	0	0	0	125
Percent Low/Mod				100.0%

Annual Accomplishments

Years	Accomplishment Narrative	# Benefiting
2016	Provided case management to 125 homeless people.	



U.S. Department of Housing and Urban Development
 Office of Community Planning and Development
 Integrated Disbursement and Information System
 CDBG Activity Summary Report (GPR) for Program Year 2017
 MACOMB COUNTY

Date: 29-Aug-2018
 Time: 15:15
 Page: 41

PGM Year: 2016
Project: 0012 - 2016 CDBG Public Services
IDIS Activity: 3099 - MCREST

Status: Completed 8/9/2017 12:00:00 AM
Location: 20415 Erin St Roseville, MI 48066-4535
Objective: Create suitable living environments
Outcome: Availability/accessibility
Matrix Code: Operating Costs of Homeless/AIDS Patients Programs (03T) **National Objective:** LMC

Initial Funding Date: 10/21/2016

Description:
 Funds will be used to shelter homeless people through a program which rotates through churches weekly.
 The cost of each shelter night is \$9.

Financing

	Fund Type	Grant Year	Grant	Funded Amount	Drawn In Program Year	Drawn Thru Program Year
CDBG	EN	2016	B16UC260005	\$8,492.43	\$0.00	\$8,492.43
Total	Total			\$8,492.43	\$0.00	\$8,492.43

Proposed Accomplishments

People (General) : 943


Actual Accomplishments

Number assisted:

	Owner		Renter		Total		Person	
	Total	Hispanic	Total	Hispanic	Total	Hispanic	Total	Hispanic
White:	0	0	0	0	0	0	271	0
Black/African American:	0	0	0	0	0	0	182	0
Asian:	0	0	0	0	0	0	0	0
American Indian/Alaskan Native:	0	0	0	0	0	0	0	0
Native Hawaiian/Other Pacific Islander:	0	0	0	0	0	0	0	0
American Indian/Alaskan Native & White:	0	0	0	0	0	0	0	0
Asian White:	0	0	0	0	0	0	0	0
Black/African American & White:	0	0	0	0	0	0	0	0
American Indian/Alaskan Native & Black/African American:	0	0	0	0	0	0	0	0
Other multi-racial:	0	0	0	0	0	0	10	0
Asian/Pacific Islander:	0	0	0	0	0	0	0	0
Hispanic:	0	0	0	0	0	0	0	0
Total:	0	0	0	0	0	0	463	0
Female-headed Households:	0		0		0			

PR03 - MACOMB COUNTY

Page: 41 of 181



U.S. Department of Housing and Urban Development
Office of Community Planning and Development
Integrated Disbursement and Information System
CDBG Activity Summary Report (GPR) for Program Year 2017
MACOMB COUNTY


Date: 29-Aug-2018
Time: 15:15
Page: 42

Income Category:

	Owner	Renter	Total	Person
Extremely Low	0	0	0	463
Low Mod	0	0	0	0
Moderate	0	0	0	0
Non Low Moderate	0	0	0	0
Total	0	0	0	463
Percent Low/Mod				100.0%

Annual Accomplishments

Years	Accomplishment Narrative	# Benefiting
2016	463 homeless people were provided with shelter.	



U.S. Department of Housing and Urban Development
 Office of Community Planning and Development
 Integrated Disbursement and Information System
 CDBG Activity Summary Report (GPR) for Program Year 2017
 MACOMB COUNTY

Date: 29-Aug-2018
 Time: 15:15
 Page: 43

PGM Year: 2016
Project: 0012 - 2016 CDBG Public Services
IDIS Activity: 3100 - Macomb Literacy Partners

Status: Completed 8/7/2017 12:00:00 AM
Location: 16480 Hall Rd Clinton Township, MI 48038-1132
Objective: Create suitable living environments
Outcome: Availability/accessibility
Matrix Code: Other Public Services Not Listed in 05A-05Y, 03T (05Z) **National Objective:** LMC

Initial Funding Date: 10/21/2016

Description:
 One-on-one tutoring of illiterate and non-English speaking LMI adults will be provided with CDBG funds.

Financing

	Fund Type	Grant Year	Grant	Funded Amount	Drawn In Program Year	Drawn Thru Program Year
CDBG	EN	2016	B16UC260005	\$6,102.43	\$0.00	\$6,102.43
Total	Total			\$6,102.43	\$0.00	\$6,102.43


Proposed Accomplishments

People (General) : 13

Actual Accomplishments

Number assisted:

	Owner		Renter		Total		Person	
	Total	Hispanic	Total	Hispanic	Total	Hispanic	Total	Hispanic
White:	0	0	0	0	0	0	11	2
Black/African American:	0	0	0	0	0	0	2	0
Asian:	0	0	0	0	0	0	6	0
American Indian/Alaskan Native:	0	0	0	0	0	0	0	0
Native Hawaiian/Other Pacific Islander:	0	0	0	0	0	0	0	0
American Indian/Alaskan Native & White:	0	0	0	0	0	0	0	0
Asian White:	0	0	0	0	0	0	0	0
Black/African American & White:	0	0	0	0	0	0	0	0
American Indian/Alaskan Native & Black/African American:	0	0	0	0	0	0	0	0
Other multi-racial:	0	0	0	0	0	0	0	0
Asian/Pacific Islander:	0	0	0	0	0	0	0	0
Hispanic:	0	0	0	0	0	0	0	0
Total:	0	0	0	0	0	0	19	2
Female-headed Households:	0		0		0			



U.S. Department of Housing and Urban Development
Office of Community Planning and Development
Integrated Disbursement and Information System
CDBG Activity Summary Report (GPR) for Program Year 2017
MACOMB COUNTY


Date: 29-Aug-2018
Time: 15:15
Page: 44

Income Category:

	Owner	Renter	Total	Person
Extremely Low	0	0	0	17
Low Mod	0	0	0	1
Moderate	0	0	0	1
Non Low Moderate	0	0	0	0
Total	0	0	0	19
Percent Low/Mod				100.0%

Annual Accomplishments

Years	Accomplishment Narrative	# Benefiting
2016	Between July 1, 2016 and June 30, 2017, 19 people were provided with services.	



U.S. Department of Housing and Urban Development
 Office of Community Planning and Development
 Integrated Disbursement and Information System
 CDBG Activity Summary Report (GPR) for Program Year 2017
 MACOMB COUNTY

Date: 29-Aug-2018
 Time: 15:15
 Page: 45

PGM Year: 2016
Project: 0012 - 2016 CDBG Public Services
IDIS Activity: 3101 - Samaritan House

Status: Completed 8/7/2017 12:00:00 AM Objective: Create suitable living environments
 Location: 62324 Van Dyke Rd Washington, MI 48094-1621 Outcome: Availability/accessibility
 Matrix Code: Food Banks (05W) National Objective: LMC

Initial Funding Date: 10/21/2016

Description:
 CDBG funds will be used to provide 7-10 days of emergency food to LMI persons through the sub-grantee's food bank.

Financing

	Fund Type	Grant Year	Grant	Funded Amount	Drawn In Program Year	Drawn Thru Program Year
CDBG	EN	2016	B16UC260005	\$11,727.00	\$0.00	\$11,727.00
Total	Total			\$11,727.00	\$0.00	\$11,727.00


Proposed Accomplishments

People (General) : 139

Actual Accomplishments

Number assisted:

	Owner		Renter		Total		Person	
	Total	Hispanic	Total	Hispanic	Total	Hispanic	Total	Hispanic
White:	0	0	0	0	0	0	252	31
Black/African American:	0	0	0	0	0	0	23	0
Asian:	0	0	0	0	0	0	4	0
American Indian/Alaskan Native:	0	0	0	0	0	0	4	0
Native Hawaiian/Other Pacific Islander:	0	0	0	0	0	0	0	0
American Indian/Alaskan Native & White:	0	0	0	0	0	0	0	0
Asian White:	0	0	0	0	0	0	0	0
Black/African American & White:	0	0	0	0	0	0	1	0
American Indian/Alaskan Native & Black/African American:	0	0	0	0	0	0	0	0
Other multi-racial:	0	0	0	0	0	0	3	0
Asian/Pacific Islander:	0	0	0	0	0	0	0	0
Hispanic:	0	0	0	0	0	0	0	0
Total:	0	0	0	0	0	0	287	31
Female-headed Households:	0		0		0			



U.S. Department of Housing and Urban Development
Office of Community Planning and Development
Integrated Disbursement and Information System
CDBG Activity Summary Report (GPR) for Program Year 2017
MACOMB COUNTY


Date: 29-Aug-2018
Time: 15:15
Page: 46

Income Category:

	Owner	Renter	Total	Person
Extremely Low	0	0	0	243
Low Mod	0	0	0	33
Moderate	0	0	0	11
Non Low Moderate	0	0	0	0
Total	0	0	0	287
Percent Low/Mod				100.0%

Annual Accomplishments

Years	Accomplishment Narrative	# Benefiting
2016	287 people were provided with emergency food.	



U.S. Department of Housing and Urban Development
 Office of Community Planning and Development
 Integrated Disbursement and Information System
 CDBG Activity Summary Report (GPR) for Program Year 2017
 MACOMB COUNTY

Date: 29-Aug-2018
 Time: 15:15
 Page: 47

PGM Year: 2016
Project: 0012 - 2016 CDBG Public Services
IDIS Activity: 3103 - Wigs 4 Kids

Status: Completed 8/7/2017 12:00:00 AM
Location: 30126 Harper Ave St Clair Shores, MI 48082-1648
Objective: Create suitable living environments
Outcome: Availability/accessibility
Matrix Code: Youth Services (05D) **National Objective:** LMC

Initial Funding Date: 10/24/2016

Description:
 Provide wigs to children from income eligible families that are experiencing hair loss due to medical issues.

Financing

	Fund Type	Grant Year	Grant	Funded Amount	Drawn In Program Year	Drawn Thru Program Year
CDBG	EN	2016	B16UC260005	\$4,000.00	\$0.00	\$4,000.00
Total	Total			\$4,000.00	\$0.00	\$4,000.00


Proposed Accomplishments

People (General) : 10

Actual Accomplishments

Number assisted:

	Owner		Renter		Total		Person	
	Total	Hispanic	Total	Hispanic	Total	Hispanic	Total	Hispanic
White:	0	0	0	0	0	0	2	1
Black/African American:	0	0	0	0	0	0	0	0
Asian:	0	0	0	0	0	0	0	0
American Indian/Alaskan Native:	0	0	0	0	0	0	0	0
Native Hawaiian/Other Pacific Islander:	0	0	0	0	0	0	0	0
American Indian/Alaskan Native & White:	0	0	0	0	0	0	0	0
Asian White:	0	0	0	0	0	0	0	0
Black/African American & White:	0	0	0	0	0	0	1	0
American Indian/Alaskan Native & Black/African American:	0	0	0	0	0	0	0	0
Other multi-racial:	0	0	0	0	0	0	0	0
Asian/Pacific Islander:	0	0	0	0	0	0	0	0
Hispanic:	0	0	0	0	0	0	0	0
Total:	0	0	0	0	0	0	3	1
Female-headed Households:	0		0		0			



U.S. Department of Housing and Urban Development
Office of Community Planning and Development
Integrated Disbursement and Information System
CDBG Activity Summary Report (GPR) for Program Year 2017
MACOMB COUNTY


Date: 29-Aug-2018
Time: 15:15
Page: 48

Income Category:

	Owner	Renter	Total	Person
Extremely Low	0	0	0	0
Low Mod	0	0	0	0
Moderate	0	0	0	3
Non Low Moderate	0	0	0	0
Total	0	0	0	3
Percent Low/Mod				100.0%

Annual Accomplishments

Years	Accomplishment Narrative	# Benefiting
2016	Provided 3 children with alopecia or cancer with wigs.	



U.S. Department of Housing and Urban Development
 Office of Community Planning and Development
 Integrated Disbursement and Information System
 CDBG Activity Summary Report (GPR) for Program Year 2017
 MACOMB COUNTY

Date: 29-Aug-2018
 Time: 15:15
 Page: 49

PGM Year: 2016
Project: 0013 - 2016 CDBG Public Facilities and Infrastructure Improvements
IDIS Activity: 3104 - Eastpointe Street Resurfacing

Status: Completed 11/9/2017 12:00:00 AM Objective: Create suitable living environments
 Location: 23200 Gratiot Ave Eastpointe, MI 48021-1651 Outcome: Sustainability
 Matrix Code: Street Improvements (03K) National Objective: LMA

Initial Funding Date: 10/18/2017

Description:

This project includes the removal of the existing asphalt surface, base repairs, ADA ramp upgrades and a new asphalt surface on Raven from Spindler to Stephens.

Financing


	Fund Type	Grant Year	Grant	Funded Amount	Drawn In Program Year	Drawn Thru Program Year
CDBG	EN	2016	B16UC260005	\$114,541.00	\$114,541.00	\$114,541.00
Total	Total			\$114,541.00	\$114,541.00	\$114,541.00

Proposed Accomplishments

People (General) : 1,851
 Total Population in Service Area: 1,815
 Census Tract Percent Low / Mod: 62.81

Annual Accomplishments

Years	Accomplishment Narrative	# Benefiting
2016	Weather-sensitive project not begun until 2017.	
2017	Raven Street repaved between Spindler and Stephens, and adjacent sidewalk crossings given ADA compliant ramps, as described in project proposal.	



U.S. Department of Housing and Urban Development
 Office of Community Planning and Development
 Integrated Disbursement and Information System
 CDBG Activity Summary Report (GPR) for Program Year 2017
 MACOMB COUNTY

Date: 29-Aug-2018
 Time: 15:15
 Page: 50

PGM Year: 2016
Project: 0012 - 2016 CDBG Public Services
IDIS Activity: 3105 - Turning Point

Status: Completed 8/7/2017 12:00:00 AM
Location: Address Suppressed
Objective: Create suitable living environments
Outcome: Availability/accessibility
Matrix Code: Services for victims of domestic violence, dating violence, sexual assault or stalking (05G)
National Objective: LMC

Initial Funding Date: 11/09/2016

Description:
 Turning Point provides shelter to women who are homeless due to domestic violence.

Financing

	Fund Type	Grant Year	Grant	Funded Amount	Drawn In Program Year	Drawn Thru Program Year
CDBG	EN	2016	B16UC260005	\$6,550.76	\$0.00	\$6,550.76
Total	Total			\$6,550.76	\$0.00	\$6,550.76

Proposed Accomplishments

People (General) : 86

Actual Accomplishments

Number assisted:

	Owner		Renter		Total		Person	
	Total	Hispanic	Total	Hispanic	Total	Hispanic	Total	Hispanic
White:	0	0	0	0	0	0	23	7
Black/African American:	0	0	0	0	0	0	9	1
Asian:	0	0	0	0	0	0	0	0
American Indian/Alaskan Native:	0	0	0	0	0	0	0	0
Native Hawaiian/Other Pacific Islander:	0	0	0	0	0	0	0	0
American Indian/Alaskan Native & White:	0	0	0	0	0	0	1	0
Asian White:	0	0	0	0	0	0	0	0
Black/African American & White:	0	0	0	0	0	0	0	0
American Indian/Alaskan Native & Black/African American:	0	0	0	0	0	0	0	0
Other multi-racial:	0	0	0	0	0	0	1	1
Asian/Pacific Islander:	0	0	0	0	0	0	0	0
Hispanic:	0	0	0	0	0	0	0	0
Total:	0	0	0	0	0	0	34	9
Female-headed Households:	0		0		0			



U.S. Department of Housing and Urban Development
Office of Community Planning and Development
Integrated Disbursement and Information System
CDBG Activity Summary Report (GPR) for Program Year 2017
MACOMB COUNTY

Date: 29-Aug-2018
Time: 15:15
Page: 51

Income Category:

	Owner	Renter	Total	Person
Extremely Low	0	0	0	28
Low Mod	0	0	0	5
Moderate	0	0	0	1
Non Low Moderate	0	0	0	0
Total	0	0	0	34
Percent Low/Mod				100.0%

Annual Accomplishments

Years	Accomplishment Narrative	# Benefiting
2016	Provided 34 victims of domestic violence with shelter.	



U.S. Department of Housing and Urban Development
 Office of Community Planning and Development
 Integrated Disbursement and Information System
 CDBG Activity Summary Report (GPR) for Program Year 2017
 MACOMB COUNTY

Date: 29-Aug-2018
 Time: 15:15
 Page: 52

PGM Year: 2016
Project: 0012 - 2016 CDBG Public Services
IDIS Activity: 3107 - Macomb Twp Senior Services

Status: Completed 8/9/2017 12:00:00 AM Objective: Create suitable living environments
 Location: 54111 Broughton Rd Macomb, MI 48042-1831 Outcome: Sustainability
 Matrix Code: Senior Services (05A) National Objective: LMC

Initial Funding Date: 11/18/2016

Description:

CDBG funds will be used by the senior services program for a senior assistant's wages, building cleaning services, HVAC repair and maintenance, misc. equipment and services.

Financing

	Fund Type	Grant Year	Grant	Funded Amount	Drawn In Program Year	Drawn Thru Program Year
CDBG	EN	2016	B16UC260005	\$21,986.61	\$0.00	\$21,986.61
Total	Total			\$21,986.61	\$0.00	\$21,986.61

Proposed Accomplishments

People (General) : 5,290

Actual Accomplishments

Number assisted:

	Owner		Renter		Total		Person	
	Total	Hispanic	Total	Hispanic	Total	Hispanic	Total	Hispanic
White:	0	0	0	0	0	0	434	0
Black/African American:	0	0	0	0	0	0	4	0
Asian:	0	0	0	0	0	0	2	0
American Indian/Alaskan Native:	0	0	0	0	0	0	0	0
Native Hawaiian/Other Pacific Islander:	0	0	0	0	0	0	5	0
American Indian/Alaskan Native & White:	0	0	0	0	0	0	0	0
Asian White:	0	0	0	0	0	0	0	0
Black/African American & White:	0	0	0	0	0	0	0	0
American Indian/Alaskan Native & Black/African American:	0	0	0	0	0	0	0	0
Other multi-racial:	0	0	0	0	0	0	0	0
Asian/Pacific Islander:	0	0	0	0	0	0	0	0
Hispanic:	0	0	0	0	0	0	0	0
Total:	0	0	0	0	0	0	445	0
Female-headed Households:	0		0		0			

PR03 - MACOMB COUNTY

Page: 52 of 181



U.S. Department of Housing and Urban Development
Office of Community Planning and Development
Integrated Disbursement and Information System
CDBG Activity Summary Report (GPR) for Program Year 2017
MACOMB COUNTY

Date: 29-Aug-2018
Time: 15:15
Page: 53

Income Category:

	Owner	Renter	Total	Person
Extremely Low	0	0	0	0
Low Mod	0	0	0	0
Moderate	0	0	0	445
Non Low Moderate	0	0	0	0
Total	0	0	0	445
Percent Low/Mod				100.0%

Annual Accomplishments

Years	Accomplishment Narrative	# Benefiting
2016		



U.S. Department of Housing and Urban Development
 Office of Community Planning and Development
 Integrated Disbursement and Information System
 CDBG Activity Summary Report (GPR) for Program Year 2017
 MACOMB COUNTY

Date: 29-Aug-2018
 Time: 15:15
 Page: 54

PGM Year: 2016
Project: 0013 - 2016 CDBG Public Facilities and Infrastructure Improvements
IDIS Activity: 3112 - Ray Township Handicapped Accessibility Project

Status: Completed 10/19/2017 12:00:00 AM
Location: 64255 Wolcott Rd Ray Township, MI 48096-2433
Objective: Create suitable living environments
Outcome: Availability/accessibility
Matrix Code: Handicapped Centers (03B) **National Objective:** LMC

Initial Funding Date: 01/04/2017

Description:
 Add handicapped accessible door and hand rail to senior centerCity Hall.

Financing

	Fund Type	Grant Year	Grant	Funded Amount	Drawn In Program Year	Drawn Thru Program Year
CDBG	EN	2016	B16UC260005	\$5,000.00	\$2,990.00	\$5,000.00
Total	Total			\$5,000.00	\$2,990.00	\$5,000.00

Proposed Accomplishments

Public Facilities : 1

Actual Accomplishments

Number assisted:

	Owner		Renter		Total		Person	
	Total	Hispanic	Total	Hispanic	Total	Hispanic	Total	Hispanic
White:	0	0	0	0	0	0	398	31
Black/African American:	0	0	0	0	0	0	7	0
Asian:	0	0	0	0	0	0	13	0
American Indian/Alaskan Native:	0	0	0	0	0	0	0	0
Native Hawaiian/Other Pacific Islander:	0	0	0	0	0	0	0	0
American Indian/Alaskan Native & White:	0	0	0	0	0	0	5	0
Asian White:	0	0	0	0	0	0	0	0
Black/African American & White:	0	0	0	0	0	0	0	0
American Indian/Alaskan Native & Black/African American:	0	0	0	0	0	0	0	0
Other multi-racial:	0	0	0	0	0	0	2	0
Asian/Pacific Islander:	0	0	0	0	0	0	0	0
Hispanic:	0	0	0	0	0	0	0	0
Total:	0	0	0	0	0	0	425	31
Female-headed Households:	0		0		0			



U.S. Department of Housing and Urban Development
Office of Community Planning and Development
Integrated Disbursement and Information System
CDBG Activity Summary Report (GPR) for Program Year 2017
MACOMB COUNTY

Date: 29-Aug-2018
Time: 15:15
Page: 55

Income Category:

	Owner	Renter	Total	Person
Extremely Low	0	0	0	15
Low Mod	0	0	0	174
Moderate	0	0	0	236
Non Low Moderate	0	0	0	0
Total	0	0	0	425
Percent Low/Mod				100.0%

Annual Accomplishments

Years	Accomplishment Narrative	# Benefiting
2016	ADA door has been installed.	
2017	ADA rail has been installed.	



U.S. Department of Housing and Urban Development
 Office of Community Planning and Development
 Integrated Disbursement and Information System
 CDBG Activity Summary Report (GPR) for Program Year 2017
 MACOMB COUNTY

Date: 29-Aug-2018
 Time: 15:15
 Page: 56

PGM Year: 2016
Project: 0012 - 2016 CDBG Public Services
IDIS Activity: 3113 - Richmond Senior Service Coordinator

Status: Completed 8/9/2017 12:00:00 AM
Location: 36164 Festival Dr Richmond, MI 48062-1299
Objective: Create suitable living environments
Outcome: Availability/accessibility
Matrix Code: Senior Services (05A) **National Objective:** LMC

Initial Funding Date: 01/06/2017

Description:
 The project will fund a Senior Services Coordinator position for 11 hours per week, including benefits.

Financing

	Fund Type	Grant Year	Grant	Funded Amount	Drawn In Program Year	Drawn Thru Program Year
CDBG	EN	2016	B16UC260005	\$4,442.00	\$0.00	\$4,442.00
Total	Total			\$4,442.00	\$0.00	\$4,442.00

Proposed Accomplishments

People (General) : 93

Actual Accomplishments

Number assisted:

	Owner		Renter		Total		Person	
	Total	Hispanic	Total	Hispanic	Total	Hispanic	Total	Hispanic
White:	0	0	0	0	0	0	8	0
Black/African American:	0	0	0	0	0	0	0	0
Asian:	0	0	0	0	0	0	0	0
American Indian/Alaskan Native:	0	0	0	0	0	0	0	0
Native Hawaiian/Other Pacific Islander:	0	0	0	0	0	0	0	0
American Indian/Alaskan Native & White:	0	0	0	0	0	0	2	0
Asian White:	0	0	0	0	0	0	0	0
Black/African American & White:	0	0	0	0	0	0	0	0
American Indian/Alaskan Native & Black/African American:	0	0	0	0	0	0	0	0
Other multi-racial:	0	0	0	0	0	0	1	0
Asian/Pacific Islander:	0	0	0	0	0	0	0	0
Hispanic:	0	0	0	0	0	0	0	0
Total:	0	0	0	0	0	0	11	0
Female-headed Households:	0		0		0			



U.S. Department of Housing and Urban Development
Office of Community Planning and Development
Integrated Disbursement and Information System
CDBG Activity Summary Report (GPR) for Program Year 2017
MACOMB COUNTY

Date: 29-Aug-2018
Time: 15:15
Page: 57

Income Category:

	Owner	Renter	Total	Person
Extremely Low	0	0	0	0
Low Mod	0	0	0	0
Moderate	0	0	0	11
Non Low Moderate	0	0	0	0
Total	0	0	0	11
Percent Low/Mod				100.0%

Annual Accomplishments

Years	Accomplishment Narrative	# Benefiting
2016	1st QTR - program provided senior lunch and activities to 11 seniors.	



U.S. Department of Housing and Urban Development
 Office of Community Planning and Development
 Integrated Disbursement and Information System
 CDBG Activity Summary Report (GPR) for Program Year 2017
 MACOMB COUNTY

Date: 29-Aug-2018
 Time: 15:15
 Page: 58

PGM Year: 2016
Project: 0013 - 2016 CDBG Public Facilities and Infrastructure Improvements
IDIS Activity: 3118 - RWB Senior Center Accessible Entry Doors

Status: Completed 9/21/2017 12:00:00 AM
Location: 57880 Van Dyke Rd Washington, MI 48094-2881
Objective: Create suitable living environments
Outcome: Availability/accessibility
Matrix Code: Senior Centers (03A) **National Objective:** LMC

Initial Funding Date: 01/31/2017

Description:
 Activity will add accessible push button entry doors to the main entrances used at the Romeo Senior Center located at 361 Morton St., Romeo, MI and the Washington Senior Center located at 57880 Van Dyke, Washington, MI

	Fund Type	Grant Year	Grant	Funded Amount	Drawn In Program Year	Drawn Thru Program Year
CDBG	EN	2016	B16UC260005	\$7,500.00	\$7,500.00	\$7,500.00
Total	Total			\$7,500.00	\$7,500.00	\$7,500.00

Proposed Accomplishments
 Public Facilities : 2

Actual Accomplishments

Number assisted:	Owner		Renter		Total		Person	
	Total	Hispanic	Total	Hispanic	Total	Hispanic	Total	Hispanic
White:	0	0	0	0	0	0	4,401	0
Black/African American:	0	0	0	0	0	0	73	0
Asian:	0	0	0	0	0	0	41	0
American Indian/Alaskan Native:	0	0	0	0	0	0	11	0
Native Hawaiian/Other Pacific Islander:	0	0	0	0	0	0	1	0
American Indian/Alaskan Native & White:	0	0	0	0	0	0	10	0
Asian White:	0	0	0	0	0	0	15	0
Black/African American & White:	0	0	0	0	0	0	15	0
American Indian/Alaskan Native & Black/African American:	0	0	0	0	0	0	10	0
Other multi-racial:	0	0	0	0	0	0	64	0
Asian/Pacific Islander:	0	0	0	0	0	0	0	0
Hispanic:	0	0	0	0	0	0	0	0
Total:	0	0	0	0	0	0	4,641	0
Female-headed Households:	0		0		0			



U.S. Department of Housing and Urban Development
Office of Community Planning and Development
Integrated Disbursement and Information System
CDBG Activity Summary Report (GPR) for Program Year 2017
MACOMB COUNTY

Date: 29-Aug-2018
Time: 15:15
Page: 59

Income Category:

	Owner	Renter	Total	Person
Extremely Low	0	0	0	0
Low Mod	0	0	0	0
Moderate	0	0	0	4,641
Non Low Moderate	0	0	0	0
Total	0	0	0	4,641
Percent Low/Mod				100.0%

Annual Accomplishments

Years	Accomplishment Narrative	# Benefiting
2016	Completed Environmental Review and project bid process.	
2017	Construction completed: automatic door openers installed in subrecipient facilities.	



U.S. Department of Housing and Urban Development
 Office of Community Planning and Development
 Integrated Disbursement and Information System
 CDBG Activity Summary Report (GPR) for Program Year 2017
 MACOMB COUNTY

Date: 29-Aug-2018
 Time: 15:15
 Page: 60

PGM Year: 2016
Project: 0013 - 2016 CDBG Public Facilities and Infrastructure Improvements
IDIS Activity: 3119 - RWB Senior Center Flooring

Status: Completed 9/21/2017 12:00:00 AM
Location: 361 Morton St Romeo, MI 48065-4636
Objective: Create suitable living environments
Outcome: Sustainability
Matrix Code: Senior Centers (03A) **National Objective:** LMC

Initial Funding Date: 09/14/2017

Description:
 Activity will replace the flooring at the Romeo Senior Center with commercial grade vinyl flooring.

Financing

	Fund Type	Grant Year	Grant	Funded Amount	Drawn In Program Year	Drawn Thru Program Year
CDBG	EN	2016	B16UC260005	\$15,111.00	\$15,111.00	\$15,111.00
Total	Total			\$15,111.00	\$15,111.00	\$15,111.00

Proposed Accomplishments

Public Facilities : 1

Actual Accomplishments

Number assisted:

	Owner		Renter		Total		Person	
	Total	Hispanic	Total	Hispanic	Total	Hispanic	Total	Hispanic
White:	0	0	0	0	0	0	4,401	0
Black/African American:	0	0	0	0	0	0	73	0
Asian:	0	0	0	0	0	0	41	0
American Indian/Alaskan Native:	0	0	0	0	0	0	11	0
Native Hawaiian/Other Pacific Islander:	0	0	0	0	0	0	1	0
American Indian/Alaskan Native & White:	0	0	0	0	0	0	10	0
Asian White:	0	0	0	0	0	0	15	0
Black/African American & White:	0	0	0	0	0	0	15	0
American Indian/Alaskan Native & Black/African American:	0	0	0	0	0	0	10	0
Other multi-racial:	0	0	0	0	0	0	64	0
Asian/Pacific Islander:	0	0	0	0	0	0	0	0
Hispanic:	0	0	0	0	0	0	0	0
Total:	0	0	0	0	0	0	4,641	0
Female-headed Households:	0		0		0			



U.S. Department of Housing and Urban Development
Office of Community Planning and Development
Integrated Disbursement and Information System
CDBG Activity Summary Report (GPR) for Program Year 2017
MACOMB COUNTY

Date: 29-Aug-2018
Time: 15:15
Page: 61

Income Category:

	Owner	Renter	Total	Person
Extremely Low	0	0	0	0
Low Mod	0	0	0	0
Moderate	0	0	0	4,641
Non Low Moderate	0	0	0	0
Total	0	0	0	4,641
Percent Low/Mod				100.0%

Annual Accomplishments

Years	Accomplishment Narrative	# Benefiting
2016	Completed Environmental Review and bid solicitation process.	
2017	Project construction completed: new vinyl flooring installed in Romeo Senior Center.	



U.S. Department of Housing and Urban Development
 Office of Community Planning and Development
 Integrated Disbursement and Information System
 CDBG Activity Summary Report (GPR) for Program Year 2017
 MACOMB COUNTY

Date: 29-Aug-2018
 Time: 15:15
 Page: 62

PGM Year: 2016
Project: 0012 - 2016 CDBG Public Services
IDIS Activity: 3120 - RLEMS Richmond Twp Senior Program

Status: Completed 8/9/2017 12:00:00 AM Objective: Create suitable living environments
 Location: 75701 Memphis Ridge Rd Richmond Township, MI 48062-3609 Outcome: Sustainability
 Matrix Code: Senior Services (05A) National Objective: LMC

Initial Funding Date: 01/31/2017

Description:
 CDBG funds will be used to pay the utility bills for the Richmond Township Senior Center.
 The center is used only for activities which benefit seniors.

Financing

	Fund Type	Grant Year	Grant	Funded Amount	Drawn In Program Year	Drawn Thru Program Year
CDBG	EN	2016	B16UC260005	\$952.40	\$0.00	\$952.40
Total	Total			\$952.40	\$0.00	\$952.40

Proposed Accomplishments

People (General) : 480

Actual Accomplishments

Number assisted:

	Owner		Renter		Total		Person	
	Total	Hispanic	Total	Hispanic	Total	Hispanic	Total	Hispanic
White:	0	0	0	0	0	0	271	0
Black/African American:	0	0	0	0	0	0	0	0
Asian:	0	0	0	0	0	0	0	0
American Indian/Alaskan Native:	0	0	0	0	0	0	0	0
Native Hawaiian/Other Pacific Islander:	0	0	0	0	0	0	0	0
American Indian/Alaskan Native & White:	0	0	0	0	0	0	0	0
Asian White:	0	0	0	0	0	0	0	0
Black/African American & White:	0	0	0	0	0	0	0	0
American Indian/Alaskan Native & Black/African American:	0	0	0	0	0	0	0	0
Other multi-racial:	0	0	0	0	0	0	0	0
Asian/Pacific Islander:	0	0	0	0	0	0	0	0
Hispanic:	0	0	0	0	0	0	0	0
Total:	0	0	0	0	0	0	271	0
Female-headed Households:	0		0		0			



U.S. Department of Housing and Urban Development
Office of Community Planning and Development
Integrated Disbursement and Information System
CDBG Activity Summary Report (GPR) for Program Year 2017
MACOMB COUNTY

Date: 29-Aug-2018
Time: 15:15
Page: 63

Income Category:	Owner	Renter	Total	Person
Extremely Low	0	0	0	0
Low Mod	0	0	0	0
Moderate	0	0	0	271
Non Low Moderate	0	0	0	0
Total	0	0	0	271
Percent Low/Mod				100.0%

Annual Accomplishments

Years	Accomplishment Narrative	# Benefiting
2016		



U.S. Department of Housing and Urban Development
 Office of Community Planning and Development
 Integrated Disbursement and Information System
 CDBG Activity Summary Report (GPR) for Program Year 2017
 MACOMB COUNTY

Date: 29-Aug-2018
 Time: 15:15
 Page: 64

PGM Year: 2016
Project: 0012 - 2016 CDBG Public Services
IDIS Activity: 3121 - Shelby Township Lions Club

Status: Completed 7/18/2017 12:00:00 AM
Location: 49965 Van Dyke Ave Shelby Township, MI 48317-1307
Objective: Create suitable living environments
Outcome: Availability/accessibility
Matrix Code: Youth Services (05D) **National Objective:** LMC

Initial Funding Date: 02/01/2017

Description:

The Shelby Township Lions Club will use CDBG funds to purchase food to distribute to LMI families in Christmas Baskets.

Financing

	Fund Type	Grant Year	Grant	Funded Amount	Drawn In Program Year	Drawn Thru Program Year
CDBG	EN	2016	B16UC260005	\$5,000.00	\$0.00	\$5,000.00
Total	Total			\$5,000.00	\$0.00	\$5,000.00

Proposed Accomplishments

People (General) : 360

Actual Accomplishments

Number assisted:

	Owner		Renter		Total		Person	
	Total	Hispanic	Total	Hispanic	Total	Hispanic	Total	Hispanic
White:	0	0	0	0	0	0	228	63
Black/African American:	0	0	0	0	0	0	36	0
Asian:	0	0	0	0	0	0	34	0
American Indian/Alaskan Native:	0	0	0	0	0	0	0	0
Native Hawaiian/Other Pacific Islander:	0	0	0	0	0	0	0	0
American Indian/Alaskan Native & White:	0	0	0	0	0	0	3	0
Asian White:	0	0	0	0	0	0	0	0
Black/African American & White:	0	0	0	0	0	0	0	0
American Indian/Alaskan Native & Black/African American:	0	0	0	0	0	0	0	0
Other multi-racial:	0	0	0	0	0	0	30	0
Asian/Pacific Islander:	0	0	0	0	0	0	0	0
Hispanic:	0	0	0	0	0	0	0	0
Total:	0	0	0	0	0	0	331	63
Female-headed Households:	0		0		0			



U.S. Department of Housing and Urban Development
Office of Community Planning and Development
Integrated Disbursement and Information System
CDBG Activity Summary Report (GPR) for Program Year 2017
MACOMB COUNTY

Date: 29-Aug-2018
Time: 15:15
Page: 65

Income Category:

	Owner	Renter	Total	Person
Extremely Low	0	0	0	227
Low Mod	0	0	0	78
Moderate	0	0	0	26
Non Low Moderate	0	0	0	0
Total	0	0	0	331
Percent Low/Mod				100.0%

Annual Accomplishments

Years	Accomplishment Narrative	# Benefiting
2016	Program assisted 331 people.	



U.S. Department of Housing and Urban Development
 Office of Community Planning and Development
 Integrated Disbursement and Information System
 CDBG Activity Summary Report (GPR) for Program Year 2017
 MACOMB COUNTY

Date: 29-Aug-2018
 Time: 15:15
 Page: 66

PGM Year: 2016
Project: 0013 - 2016 CDBG Public Facilities and Infrastructure Improvements
IDIS Activity: 3122 - Starkweather Society - Starkweather Arts Center

Status: Completed 8/7/2017 12:00:00 AM Objective: Create suitable living environments
 Location: 219 N Main St Romeo, MI 48065-4617 Outcome: Sustainability
 Matrix Code: Non-Residential Historic Preservation National Objective: SBS
 (16B)

Initial Funding Date: 07/27/2017

Description:

The project will repair/replace a heavily corroded structural column that supports the weight of the front of the second story of the building. It has corroded to the point that it is no longer structurally sound, and has put at risk the structural integrity of the front of the building. The Starkweather Arts Center was originally built in 1865 and is a key piece of the Village of Romeo's history.

Financing

	Fund Type	Grant Year	Grant	Funded Amount	Drawn In Program Year	Drawn Thru Program Year
CDBG	EN	2016	B16UC260005	\$10,572.00	\$10,572.00	\$10,572.00
Total	Total			\$10,572.00	\$10,572.00	\$10,572.00

Proposed Accomplishments

Organizations : 1

Annual Accomplishments

Years	Accomplishment Narrative	# Benefiting
2017	Construction was completed July 2017.	



U.S. Department of Housing and Urban Development
 Office of Community Planning and Development
 Integrated Disbursement and Information System
 CDBG Activity Summary Report (GPR) for Program Year 2017
 MACOMB COUNTY

Date: 29-Aug-2018
 Time: 15:15
 Page: 67

PGM Year: 2016
Project: 0012 - 2016 CDBG Public Services
IDIS Activity: 3125 - Macomb Community Action Homeless Case Management

Status: Completed 8/7/2017 12:00:00 AM
Location: 21885 Dunham Rd 21885 Dunham Road, Suite 10 Clinton Township, MI 48036-1030
Objective: Create suitable living environments
Outcome: Availability/accessibility
Matrix Code: Operating Costs of Homeless/AIDS Patients Programs (03T)
National Objective: LMC

Initial Funding Date: 02/23/2017

Description:

Funding will be used to pay for case management services provided to the homeless who are participating in Macomb Community Action's rapid re-housing program.

Financing

	Fund Type	Grant Year	Grant	Funded Amount	Drawn In Program Year	Drawn Thru Program Year
CDBG	EN	2016	B16UC260005	\$1,166.50	\$0.00	\$1,166.50
Total	Total			\$1,166.50	\$0.00	\$1,166.50

Proposed Accomplishments

People (General) : 20

Actual Accomplishments

Number assisted:

	Owner		Renter		Total		Person	
	Total	Hispanic	Total	Hispanic	Total	Hispanic	Total	Hispanic
White:	0	0	0	0	0	0	3	0
Black/African American:	0	0	0	0	0	0	0	0
Asian:	0	0	0	0	0	0	0	0
American Indian/Alaskan Native:	0	0	0	0	0	0	0	0
Native Hawaiian/Other Pacific Islander:	0	0	0	0	0	0	0	0
American Indian/Alaskan Native & White:	0	0	0	0	0	0	0	0
Asian White:	0	0	0	0	0	0	0	0
Black/African American & White:	0	0	0	0	0	0	0	0
American Indian/Alaskan Native & Black/African American:	0	0	0	0	0	0	0	0
Other multi-racial:	0	0	0	0	0	0	0	0
Asian/Pacific Islander:	0	0	0	0	0	0	0	0
Hispanic:	0	0	0	0	0	0	0	0
Total:	0	0	0	0	0	0	3	0
Female-headed Households:	0		0		0			



U.S. Department of Housing and Urban Development
Office of Community Planning and Development
Integrated Disbursement and Information System
CDBG Activity Summary Report (GPR) for Program Year 2017
MACOMB COUNTY

Date: 29-Aug-2018
Time: 15:15
Page: 68

Income Category:

	Owner	Renter	Total	Person
Extremely Low	0	0	0	3
Low Mod	0	0	0	0
Moderate	0	0	0	0
Non Low Moderate	0	0	0	0
Total	0	0	0	3
Percent Low/Mod				100.0%

Annual Accomplishments

Years	Accomplishment Narrative	# Benefiting
2016	3 people were provided with case management services.	



U.S. Department of Housing and Urban Development
 Office of Community Planning and Development
 Integrated Disbursement and Information System
 CDBG Activity Summary Report (GPR) for Program Year 2017
 MACOMB COUNTY

Date: 29-Aug-2018
 Time: 15:15
 Page: 69

PGM Year: 2015
Project: 0011 - CDBG Public Facilities/Infrastructure Improvements
IDIS Activity: 3127 - Macomb Township Senior Center Improvements

Status: Completed 7/18/2017 12:00:00 AM Objective: Create suitable living environments
 Location: 19925 23 Mile Rd Macomb Township, MI 48042-4204 Outcome: Availability/accessibility
 Matrix Code: Senior Centers (03A) National Objective: LMC

Initial Funding Date: 03/08/2017

Description:
 Funding will be used to renovate the existing senior center.

Financing

	Fund Type	Grant Year	Grant	Funded Amount	Drawn In Program Year	Drawn Thru Program Year
CDBG	EN	2015	B15UC260005	\$158,237.55	\$0.00	\$158,237.55
Total	Total			\$158,237.55	\$0.00	\$158,237.55

Proposed Accomplishments

Public Facilities : 1

Actual Accomplishments

Number assisted:

	Owner		Renter		Total		Person	
	Total	Hispanic	Total	Hispanic	Total	Hispanic	Total	Hispanic
White:	0	0	0	0	0	0	434	0
Black/African American:	0	0	0	0	0	0	4	0
Asian:	0	0	0	0	0	0	2	0
American Indian/Alaskan Native:	0	0	0	0	0	0	0	0
Native Hawaiian/Other Pacific Islander:	0	0	0	0	0	0	5	0
American Indian/Alaskan Native & White:	0	0	0	0	0	0	0	0
Asian White:	0	0	0	0	0	0	0	0
Black/African American & White:	0	0	0	0	0	0	0	0
American Indian/Alaskan Native & Black/African American:	0	0	0	0	0	0	0	0
Other multi-racial:	0	0	0	0	0	0	0	0
Asian/Pacific Islander:	0	0	0	0	0	0	0	0
Hispanic:	0	0	0	0	0	0	0	0
Total:	0	0	0	0	0	0	445	0
Female-headed Households:	0		0		0			



U.S. Department of Housing and Urban Development
Office of Community Planning and Development
Integrated Disbursement and Information System
CDBG Activity Summary Report (GPR) for Program Year 2017
MACOMB COUNTY

Date: 29-Aug-2018
Time: 15:15
Page: 70

Income Category:

	Owner	Renter	Total	Person
Extremely Low	0	0	0	0
Low Mod	0	0	0	0
Moderate	0	0	0	445
Non Low Moderate	0	0	0	0
Total	0	0	0	445
Percent Low/Mod				100.0%

Annual Accomplishments

Years	Accomplishment Narrative	# Benefiting
2016	Construction was completed.	



U.S. Department of Housing and Urban Development
 Office of Community Planning and Development
 Integrated Disbursement and Information System
 CDBG Activity Summary Report (GPR) for Program Year 2017
 MACOMB COUNTY

Date: 29-Aug-2018
 Time: 15:15
 Page: 71

PGM Year: 2016
Project: 0013 - 2016 CDBG Public Facilities and Infrastructure Improvements
IDIS Activity: 3128 - Macomb Township Senior Center Improvements

Status: Completed 7/18/2017 12:00:00 AM Objective: Create suitable living environments
 Location: 19925 23 Mile Rd Macomb Township, MI 48042-4204 Outcome: Availability/accessibility
 Matrix Code: Senior Centers (03A) National Objective: LMC

Initial Funding Date: 03/08/2017

Description:
 Funding will be used to renovate the existing Senior Center.

Financing

	Fund Type	Grant Year	Grant	Funded Amount	Drawn In Program Year	Drawn Thru Program Year
CDBG	EN	2016	B16UC260005	\$107,086.06	\$0.00	\$107,086.06
	PI			\$117.44	\$0.00	\$117.44
Total	Total			\$107,203.50	\$0.00	\$107,203.50

Proposed Accomplishments

Public Facilities : 1

Actual Accomplishments

Number assisted:

	Owner		Renter		Total		Person	
	Total	Hispanic	Total	Hispanic	Total	Hispanic	Total	Hispanic
White:	0	0	0	0	0	0	434	0
Black/African American:	0	0	0	0	0	0	4	0
Asian:	0	0	0	0	0	0	2	0
American Indian/Alaskan Native:	0	0	0	0	0	0	0	0
Native Hawaiian/Other Pacific Islander:	0	0	0	0	0	0	5	0
American Indian/Alaskan Native & White:	0	0	0	0	0	0	0	0
Asian White:	0	0	0	0	0	0	0	0
Black/African American & White:	0	0	0	0	0	0	0	0
American Indian/Alaskan Native & Black/African American:	0	0	0	0	0	0	0	0
Other multi-racial:	0	0	0	0	0	0	0	0
Asian/Pacific Islander:	0	0	0	0	0	0	0	0
Hispanic:	0	0	0	0	0	0	0	0
Total:	0	0	0	0	0	0	445	0
Female-headed Households:	0		0		0			

PR03 - MACOMB COUNTY

Page: 71 of 181



U.S. Department of Housing and Urban Development
Office of Community Planning and Development
Integrated Disbursement and Information System
CDBG Activity Summary Report (GPR) for Program Year 2017
MACOMB COUNTY

Date: 29-Aug-2018
Time: 15:15
Page: 72

Income Category:

	Owner	Renter	Total	Person
Extremely Low	0	0	0	0
Low Mod	0	0	0	0
Moderate	0	0	0	445
Non Low Moderate	0	0	0	0
Total	0	0	0	445
Percent Low/Mod				100.0%

Annual Accomplishments

Years	Accomplishment Narrative	# Benefiting
2016		



U.S. Department of Housing and Urban Development
 Office of Community Planning and Development
 Integrated Disbursement and Information System
 CDBG Activity Summary Report (GPR) for Program Year 2017
 MACOMB COUNTY

Date: 29-Aug-2018
 Time: 15:15
 Page: 73

PGM Year: 2016
Project: 0013 - 2016 CDBG Public Facilities and Infrastructure Improvements
IDIS Activity: 3130 - Center Line Memorial Park Improvement Project

Status: Completed 7/10/2017 12:00:00 AM Objective: Create suitable living environments
 Location: 25355 Lawrence Center Line, MI 48015-1158 Outcome: Sustainability
 Matrix Code: Parks, Recreational Facilities (03F) National Objective: LMA

Initial Funding Date: 03/21/2017

Description:
 Improvements to the restrooms in Memorial Park.

Financing

	Fund Type	Grant Year	Grant	Funded Amount	Drawn In Program Year	Drawn Thru Program Year
CDBG	EN	2016	B16UC260005	\$17,775.25	\$0.00	\$17,775.25
	PI			\$3,511.75	\$0.00	\$3,511.75
Total	Total			\$21,287.00	\$0.00	\$21,287.00

Proposed Accomplishments

Public Facilities : 1
 Total Population in Service Area: 8,215
 Census Tract Percent Low / Mod: 50.64

Annual Accomplishments

Years	Accomplishment Narrative	# Benefiting
2016	Construction was completed on the bathroom improvements.	



U.S. Department of Housing and Urban Development
 Office of Community Planning and Development
 Integrated Disbursement and Information System
 CDBG Activity Summary Report (GPR) for Program Year 2017
 MACOMB COUNTY

Date: 29-Aug-2018
 Time: 15:15
 Page: 74

PGM Year: 2016
Project: 0013 - 2016 CDBG Public Facilities and Infrastructure Improvements
IDIS Activity: 3132 - Hixson Road Sidewalk Project

Status: Completed 4/3/2018 12:00:00 AM
 Location: Address Suppressed
 Objective: Create suitable living environments
 Outcome: Availability/accessibility
 Matrix Code: Sidewalks (03L) National Objective: LMA

Initial Funding Date: 03/30/2017

Description:
 Install approximately .5 mile section of sidewalk along Hixson Road.

Financing

	Fund Type	Grant Year	Grant	Funded Amount	Drawn In Program Year	Drawn Thru Program Year
CDBG	EN	2016	B16UC260005	\$109,334.12	\$100,161.62	\$109,334.12
	PI			\$14,689.00	\$14,689.00	\$14,689.00
Total	Total			\$124,023.12	\$114,850.62	\$124,023.12

Proposed Accomplishments

Public Facilities : 1
 Total Population in Service Area: 1,510
 Census Tract Percent Low / Mod: 49.34

Annual Accomplishments

Years	Accomplishment Narrative	# Benefiting
2017	Installed approximately .5 mile section of sidewalk along Hixson Road.	



U.S. Department of Housing and Urban Development
 Office of Community Planning and Development
 Integrated Disbursement and Information System
 CDBG Activity Summary Report (GPR) for Program Year 2017
 MACOMB COUNTY

Date: 29-Aug-2018
 Time: 15:15
 Page: 75

PGM Year: 2016
Project: 0013 - 2016 CDBG Public Facilities and Infrastructure Improvements
IDIS Activity: 3135 - 2016 Mount Clemens Demolition

Status: Completed 12/15/2017 12:00:00 AM Objective: Create suitable living environments
 Location: 1 Crocker Blvd Mount Clemens, MI 48043-2525 Outcome: Sustainability
 Matrix Code: Clearance and Demolition (04) National Objective: LMA

Initial Funding Date: 04/07/2017

Description:
 Funds will be used for demolition and clearance of three blighted residential properties that were acquired by the City.

Financing

	Fund Type	Grant Year	Grant	Funded Amount	Drawn In Program Year	Drawn Thru Program Year
CDBG	EN	2016	B16UC260005	\$44,063.79	\$43,739.79	\$44,063.79
Total	Total			\$44,063.79	\$43,739.79	\$44,063.79

Proposed Accomplishments

Housing Units : 3
 Total Population in Service Area: 2,095
 Census Tract Percent Low / Mod: 80.67

Annual Accomplishments

Years	Accomplishment Narrative	# Benefiting
2016	Demolition bid and awarded in the 2016 PY. Work to be completed in PY 2017.	
2017	Demolition on three properties completed PY 2017.	



U.S. Department of Housing and Urban Development
 Office of Community Planning and Development
 Integrated Disbursement and Information System
 CDBG Activity Summary Report (GPR) for Program Year 2017
 MACOMB COUNTY

Date: 29-Aug-2018
 Time: 15:15
 Page: 76

PGM Year: 2015
Project: 0011 - CDBG Public Facilities/Infrastructure Improvements
IDIS Activity: 3137 - Harrison Township Senior Center Improvements

Status: Completed 10/19/2017 12:00:00 AM Objective: Create suitable living environments
 Location: 26980 Ballard St Harrison Township, MI 48045-6506 Outcome: Availability/accessibility
 Matrix Code: Senior Centers (03A) National Objective: LMC

Initial Funding Date: 04/20/2017

Description:
 Improvements to expand the Tucker Senior Center.
 The expansion will allow for expanded services to seniors.

Financing

	Fund Type	Grant Year	Grant	Funded Amount	Drawn In Program Year	Drawn Thru Program Year
CDBG	EN	2015	B15UC260005	\$228,500.00	\$10,000.00	\$228,500.00
Total	Total			\$228,500.00	\$10,000.00	\$228,500.00

Proposed Accomplishments

Public Facilities : 1

Actual Accomplishments

Number assisted:

	Owner		Renter		Total		Person	
	Total	Hispanic	Total	Hispanic	Total	Hispanic	Total	Hispanic
White:	0	0	0	0	0	0	119	5
Black/African American:	0	0	0	0	0	0	8	0
Asian:	0	0	0	0	0	0	0	0
American Indian/Alaskan Native:	0	0	0	0	0	0	0	0
Native Hawaiian/Other Pacific Islander:	0	0	0	0	0	0	0	0
American Indian/Alaskan Native & White:	0	0	0	0	0	0	4	0
Asian White:	0	0	0	0	0	0	0	0
Black/African American & White:	0	0	0	0	0	0	0	0
American Indian/Alaskan Native & Black/African American:	0	0	0	0	0	0	0	0
Other multi-racial:	0	0	0	0	0	0	0	0
Asian/Pacific Islander:	0	0	0	0	0	0	0	0
Hispanic:	0	0	0	0	0	0	0	0
Total:	0	0	0	0	0	0	131	5
Female-headed Households:	0		0		0			

PR03 - MACOMB COUNTY

Page: 76 of 181



U.S. Department of Housing and Urban Development
Office of Community Planning and Development
Integrated Disbursement and Information System
CDBG Activity Summary Report (GPR) for Program Year 2017
MACOMB COUNTY

Date: 29-Aug-2018
Time: 15:15
Page: 77

Income Category:

	Owner	Renter	Total	Person
Extremely Low	0	0	0	0
Low Mod	0	0	0	0
Moderate	0	0	0	131
Non Low Moderate	0	0	0	0
Total	0	0	0	131
Percent Low/Mod				100.0%

Annual Accomplishments

Years	Accomplishment Narrative	# Benefiting
2016	Bidding and contracting completed.	
2017	Construction completed.	



U.S. Department of Housing and Urban Development
 Office of Community Planning and Development
 Integrated Disbursement and Information System
 CDBG Activity Summary Report (GPR) for Program Year 2017
 MACOMB COUNTY

Date: 29-Aug-2018
 Time: 15:15
 Page: 78

PGM Year: 2016
Project: 0012 - 2016 CDBG Public Services
IDIS Activity: 3138 - Chesterfield Senior Center Programming

Status: Completed 8/7/2017 12:00:00 AM **Objective:** Create suitable living environments
Location: 47275 Sugarbush Rd 47275 Sugarbush Rd Chesterfield, MI **Outcome:** Sustainability
Matrix Code: Senior Services (05A) **National Objective:** LMC

Initial Funding Date: 04/24/2017

Description:

Funds will be used to purchase supplies, develop new programming, reimburse staffing wages, and/or purchase of additional items to enhance senior programming and the Chesterfield Senior Center building.

Financing

	Fund Type	Grant Year	Grant	Funded Amount	Drawn In Program Year	Drawn Thru Program Year
CDBG	EN	2016	B16UC260005	\$7,823.06	\$0.00	\$7,823.06
Total	Total			\$7,823.06	\$0.00	\$7,823.06

Proposed Accomplishments

People (General) : 2,630

Actual Accomplishments

Number assisted:

	Owner		Renter		Total		Person	
	Total	Hispanic	Total	Hispanic	Total	Hispanic	Total	Hispanic
White:	0	0	0	0	0	0	1,122	0
Black/African American:	0	0	0	0	0	0	27	0
Asian:	0	0	0	0	0	0	12	0
American Indian/Alaskan Native:	0	0	0	0	0	0	10	0
Native Hawaiian/Other Pacific Islander:	0	0	0	0	0	0	6	0
American Indian/Alaskan Native & White:	0	0	0	0	0	0	0	0
Asian White:	0	0	0	0	0	0	0	0
Black/African American & White:	0	0	0	0	0	0	0	0
American Indian/Alaskan Native & Black/African American:	0	0	0	0	0	0	0	0
Other multi-racial:	0	0	0	0	0	0	10	10
Asian/Pacific Islander:	0	0	0	0	0	0	0	0
Hispanic:	0	0	0	0	0	0	0	0
Total:	0	0	0	0	0	0	1,187	10
Female-headed Households:	0		0		0			

PR03 - MACOMB COUNTY

Page: 78 of 181



U.S. Department of Housing and Urban Development
Office of Community Planning and Development
Integrated Disbursement and Information System
CDBG Activity Summary Report (GPR) for Program Year 2017
MACOMB COUNTY

Date: 29-Aug-2018
Time: 15:15
Page: 79

Income Category:

	Owner	Renter	Total	Person
Extremely Low	0	0	0	0
Low Mod	0	0	0	0
Moderate	0	0	0	1,187
Non Low Moderate	0	0	0	0
Total	0	0	0	1,187
Percent Low/Mod				100.0%

Annual Accomplishments

Years	Accomplishment Narrative	# Benefiting
2016		



U.S. Department of Housing and Urban Development
 Office of Community Planning and Development
 Integrated Disbursement and Information System
 CDBG Activity Summary Report (GPR) for Program Year 2017
 MACOMB COUNTY

Date: 29-Aug-2018
 Time: 15:15
 Page: 80

PGM Year: 2016
Project: 0013 - 2016 CDBG Public Facilities and Infrastructure Improvements
IDIS Activity: 3150 - Richmond City Accessibility Project

Status: Completed 9/12/2017 12:00:00 AM
Location: 69310 Beebe St Richmond, MI 48062-1249
Objective: Create suitable living environments
Outcome: Availability/accessibility
Matrix Code: Other Public Improvements Not Listed
National Objective: LMC
 in 03A-03S (03Z)

Initial Funding Date: 08/09/2017

Description:

The improvement will allow severely disabled adults to access existing amenities in Beebe Park. The purpose of this activity is the removal of material and architectural barriers that restrict the mobility and accessibility of elderly or severely disabled persons to public facilities and improvements.

Financing

	Fund Type	Grant Year	Grant	Funded Amount	Drawn In Program Year	Drawn Thru Program Year
CDBG	EN	2016	B16UC260005	\$13,324.00	\$13,324.00	\$13,324.00
Total	Total			\$13,324.00	\$13,324.00	\$13,324.00

Proposed Accomplishments

Public Facilities : 1

Actual Accomplishments

Number assisted:

	Owner		Renter		Total		Person	
	Total	Hispanic	Total	Hispanic	Total	Hispanic	Total	Hispanic
White:	0	0	0	0	0	0	776	62
Black/African American:	0	0	0	0	0	0	32	2
Asian:	0	0	0	0	0	0	0	0
American Indian/Alaskan Native:	0	0	0	0	0	0	0	0
Native Hawaiian/Other Pacific Islander:	0	0	0	0	0	0	0	0
American Indian/Alaskan Native & White:	0	0	0	0	0	0	0	0
Asian White:	0	0	0	0	0	0	0	0
Black/African American & White:	0	0	0	0	0	0	0	0
American Indian/Alaskan Native & Black/African American:	0	0	0	0	0	0	0	0
Other multi-racial:	0	0	0	0	0	0	0	0
Asian/Pacific Islander:	0	0	0	0	0	0	0	0
Hispanic:	0	0	0	0	0	0	0	0
Total:	0	0	0	0	0	0	808	64



U.S. Department of Housing and Urban Development
 Office of Community Planning and Development
 Integrated Disbursement and Information System
 CDBG Activity Summary Report (GPR) for Program Year 2017
 MACOMB COUNTY

Date: 29-Aug-2018
 Time: 15:15
 Page: 81

Female-headed Households:			0	0	0
<i>Income Category:</i>					
	Owner	Renter	Total	Person	
Extremely Low	0	0	0	0	
Low Mod	0	0	0	808	
Moderate	0	0	0	0	
Non Low Moderate	0	0	0	0	
Total	0	0	0	808	
Percent Low/Mod				100.0%	

Annual Accomplishments

Years	Accomplishment Narrative	# Benefitting
2017	The improvement allows 808 severely disabled adults to access existing amenities in Beebe Park by removing material and architectural barriers that restrict the mobility and accessibility of elderly or severely disabled persons to public facilities and improvements.	



U.S. Department of Housing and Urban Development
 Office of Community Planning and Development
 Integrated Disbursement and Information System
 CDBG Activity Summary Report (GPR) for Program Year 2017
 MACOMB COUNTY

Date: 29-Aug-2018
 Time: 15:15
 Page: 82

PGM Year: 2016
Project: 0013 - 2016 CDBG Public Facilities and Infrastructure Improvements
IDIS Activity: 3152 - Fraser Senior Center - Senior Center Improvements

Status: Completed 10/19/2017 12:00:00 AM
Location: 34935 Hidden Pine Dr Fraser, MI 48026-2091
Objective: Create suitable living environments
Outcome: Availability/accessibility
Matrix Code: Senior Centers (03A) **National Objective:** LMC

Initial Funding Date: 08/24/2017

Description:
 Funds will be used to reconstruct the retaining wall at the Fraser Senior Center.

Financing

	Fund Type	Grant Year	Grant	Funded Amount	Drawn In Program Year	Drawn Thru Program Year
CDBG	EN	2016	B16UC260005	\$13,460.00	\$13,460.00	\$13,460.00
Total	Total			\$13,460.00	\$13,460.00	\$13,460.00

Proposed Accomplishments

Public Facilities : 1

Actual Accomplishments

Number assisted:

	Owner		Renter		Total		Person	
	Total	Hispanic	Total	Hispanic	Total	Hispanic	Total	Hispanic
White:	0	0	0	0	0	0	1,220	0
Black/African American:	0	0	0	0	0	0	66	0
Asian:	0	0	0	0	0	0	13	0
American Indian/Alaskan Native:	0	0	0	0	0	0	0	0
Native Hawaiian/Other Pacific Islander:	0	0	0	0	0	0	0	0
American Indian/Alaskan Native & White:	0	0	0	0	0	0	0	0
Asian White:	0	0	0	0	0	0	0	0
Black/African American & White:	0	0	0	0	0	0	0	0
American Indian/Alaskan Native & Black/African American:	0	0	0	0	0	0	0	0
Other multi-racial:	0	0	0	0	0	0	13	0
Asian/Pacific Islander:	0	0	0	0	0	0	0	0
Hispanic:	0	0	0	0	0	0	0	0
Total:	0	0	0	0	0	0	1,312	0
Female-headed Households:	0		0		0			



U.S. Department of Housing and Urban Development
Office of Community Planning and Development
Integrated Disbursement and Information System
CDBG Activity Summary Report (GPR) for Program Year 2017
MACOMB COUNTY

Date: 29-Aug-2018
Time: 15:15
Page: 83

Income Category:

	Owner	Renter	Total	Person
Extremely Low	0	0	0	0
Low Mod	0	0	0	1,312
Moderate	0	0	0	0
Non Low Moderate	0	0	0	0
Total	0	0	0	1,312
Percent Low/Mod				100.0%

Annual Accomplishments

Years	Accomplishment Narrative	# Benefiting
2016	Contract awarded to complete the project.	
2017	Work completed according to plan: retaining wall rebuilt at front of facility.	



U.S. Department of Housing and Urban Development
 Office of Community Planning and Development
 Integrated Disbursement and Information System
 CDBG Activity Summary Report (GPR) for Program Year 2017
 MACOMB COUNTY

Date: 29-Aug-2018
 Time: 15:15
 Page: 84

PGM Year: 2017
Project: 0010 - 2017 CDBG Public Services
IDIS Activity: 3155 - MCA Senior Chore Program

Status: Completed 8/6/2018 12:00:00 AM
Location: Address Suppressed
Objective: Create suitable living environments
Outcome: Sustainability
Matrix Code: Senior Services (05A) **National Objective:** LMC

Initial Funding Date: 11/08/2017

Description:
 Lawn cutting, snow removal and odd jobs will be done for low income seniors and persons with disabilities.

Financing

	Fund Type	Grant Year	Grant	Funded Amount	Drawn In Program Year	Drawn Thru Program Year
CDBG	EN	2017	B17UC260005	\$47,500.00	\$47,500.00	\$47,500.00
Total	Total			\$47,500.00	\$47,500.00	\$47,500.00

Proposed Accomplishments

People (General) : 137

Actual Accomplishments

Number assisted:

	Owner		Renter		Total		Person	
	Total	Hispanic	Total	Hispanic	Total	Hispanic	Total	Hispanic
White:	0	0	0	0	0	0	197	0
Black/African American:	0	0	0	0	0	0	20	0
Asian:	0	0	0	0	0	0	0	0
American Indian/Alaskan Native:	0	0	0	0	0	0	1	0
Native Hawaiian/Other Pacific Islander:	0	0	0	0	0	0	0	0
American Indian/Alaskan Native & White:	0	0	0	0	0	0	0	0
Asian White:	0	0	0	0	0	0	0	0
Black/African American & White:	0	0	0	0	0	0	0	0
American Indian/Alaskan Native & Black/African American:	0	0	0	0	0	0	0	0
Other multi-racial:	0	0	0	0	0	0	0	0
Asian/Pacific Islander:	0	0	0	0	0	0	0	0
Hispanic:	0	0	0	0	0	0	0	0
Total:	0	0	0	0	0	0	218	0
Female-headed Households:	0		0		0			



U.S. Department of Housing and Urban Development
Office of Community Planning and Development
Integrated Disbursement and Information System
CDBG Activity Summary Report (GPR) for Program Year 2017
MACOMB COUNTY

Date: 29-Aug-2018
Time: 15:15
Page: 85

Income Category:

	Owner	Renter	Total	Person
Extremely Low	0	0	0	157
Low Mod	0	0	0	61
Moderate	0	0	0	0
Non Low Moderate	0	0	0	0
Total	0	0	0	218
Percent Low/Mod				100.0%

Annual Accomplishments

Years	Accomplishment Narrative	# Benefiting
2017	During the program year, 218 LMI seniors and people with disabilities were assisted with chore services.	



U.S. Department of Housing and Urban Development
 Office of Community Planning and Development
 Integrated Disbursement and Information System
 CDBG Activity Summary Report (GPR) for Program Year 2017
 MACOMB COUNTY

Date: 29-Aug-2018
 Time: 15:15
 Page: 86

PGM Year: 2017
Project: 0010 - 2017 CDBG Public Services
IDIS Activity: 3156 - Care House

Status: Completed 8/6/2018 12:00:00 AM
Location: 131 Market St 131 Market St Mount Clemens, MI 48043-1762
Objective: Create suitable living environments
Outcome: Availability/accessibility
Matrix Code: Abused and Neglected Children (05N) **National Objective:** LMC

Initial Funding Date: 11/08/2017

Description:
 Care House will use CDBG funds to provide forensic interviews and family services to suspected victims of child abuse at a rate of \$600 per child.

Financing

	Fund Type	Grant Year	Grant	Funded Amount	Drawn In Program Year	Drawn Thru Program Year
CDBG	EN	2017	B17UC260005	\$21,473.71	\$21,473.71	\$21,473.71
Total	Total			\$21,473.71	\$21,473.71	\$21,473.71

Proposed Accomplishments

People (General) : 38

Actual Accomplishments

Number assisted:

	Owner		Renter		Total		Person	
	Total	Hispanic	Total	Hispanic	Total	Hispanic	Total	Hispanic
White:	0	0	0	0	0	0	28	2
Black/African American:	0	0	0	0	0	0	6	0
Asian:	0	0	0	0	0	0	0	0
American Indian/Alaskan Native:	0	0	0	0	0	0	0	0
Native Hawaiian/Other Pacific Islander:	0	0	0	0	0	0	0	0
American Indian/Alaskan Native & White:	0	0	0	0	0	0	0	0
Asian White:	0	0	0	0	0	0	1	0
Black/African American & White:	0	0	0	0	0	0	1	0
American Indian/Alaskan Native & Black/African American:	0	0	0	0	0	0	0	0
Other multi-racial:	0	0	0	0	0	0	2	2
Asian/Pacific Islander:	0	0	0	0	0	0	0	0
Hispanic:	0	0	0	0	0	0	0	0
Total:	0	0	0	0	0	0	38	4
Female-headed Households:	0		0		0			



U.S. Department of Housing and Urban Development
Office of Community Planning and Development
Integrated Disbursement and Information System
CDBG Activity Summary Report (GPR) for Program Year 2017
MACOMB COUNTY

Date: 29-Aug-2018
Time: 15:15
Page: 87

Income Category:

	Owner	Renter	Total	Person
Extremely Low	0	0	0	23
Low Mod	0	0	0	11
Moderate	0	0	0	4
Non Low Moderate	0	0	0	0
Total	0	0	0	38
Percent Low/Mod				100.0%

Annual Accomplishments

Years	Accomplishment Narrative	# Benefiting
2017	Care House used CDBG funds to provide forensic interviews and family services to suspected victims of child abuse at a rate of \$600 per child.	



U.S. Department of Housing and Urban Development
 Office of Community Planning and Development
 Integrated Disbursement and Information System
 CDBG Activity Summary Report (GPR) for Program Year 2017
 MACOMB COUNTY

Date: 29-Aug-2018
 Time: 15:15
 Page: 88

PGM Year: 2017
Project: 0010 - 2017 CDBG Public Services
IDIS Activity: 3157 - Turning Point

Status: Completed 8/6/2018 12:00:00 AM
Location: Address Suppressed
Objective: Create suitable living environments
Outcome: Availability/accessibility
Matrix Code: Services for victims of domestic violence, dating violence, sexual assault or stalking (05G)
National Objective: LMC

Initial Funding Date: 11/08/2017

Description:
 Turning Point provides shelter to women who are homeless due to domestic violence and/or sexual assault. Funding will be used to provide shelter nights.

Financing

	Fund Type	Grant Year	Grant	Funded Amount	Drawn In Program Year	Drawn Thru Program Year
CDBG	EN	2017	B17UC260005	\$9,405.71	\$9,405.71	\$9,405.71
Total	Total			\$9,405.71	\$9,405.71	\$9,405.71

Proposed Accomplishments

People (General) : 14

Actual Accomplishments

Number assisted:

	Owner		Renter		Total		Person	
	Total	Hispanic	Total	Hispanic	Total	Hispanic	Total	Hispanic
White:	0	0	0	0	0	0	8	0
Black/African American:	0	0	0	0	0	0	8	0
Asian:	0	0	0	0	0	0	0	0
American Indian/Alaskan Native:	0	0	0	0	0	0	0	0
Native Hawaiian/Other Pacific Islander:	0	0	0	0	0	0	0	0
American Indian/Alaskan Native & White:	0	0	0	0	0	0	0	0
Asian White:	0	0	0	0	0	0	0	0
Black/African American & White:	0	0	0	0	0	0	0	0
American Indian/Alaskan Native & Black/African American:	0	0	0	0	0	0	1	0
Other multi-racial:	0	0	0	0	0	0	5	1
Asian/Pacific Islander:	0	0	0	0	0	0	0	0
Hispanic:	0	0	0	0	0	0	0	0
Total:	0	0	0	0	0	0	22	1
Female-headed Households:	0		0		0			

PR03 - MACOMB COUNTY

Page: 88 of 181



U.S. Department of Housing and Urban Development
Office of Community Planning and Development
Integrated Disbursement and Information System
CDBG Activity Summary Report (GPR) for Program Year 2017
MACOMB COUNTY

Date: 29-Aug-2018
Time: 15:15
Page: 89

Income Category:

	Owner	Renter	Total	Person
Extremely Low	0	0	0	22
Low Mod	0	0	0	0
Moderate	0	0	0	0
Non Low Moderate	0	0	0	0
Total	0	0	0	22
Percent Low/Mod				100.0%

Annual Accomplishments

Years	Accomplishment Narrative	# Benefiting
2017	Provided 22 victims of domestic violence and/or sexual assault with shelter. Accomplishment level differed from the number of proposed units because the number of shelter nights provided to each person varied.	



U.S. Department of Housing and Urban Development
 Office of Community Planning and Development
 Integrated Disbursement and Information System
 CDBG Activity Summary Report (GPR) for Program Year 2017
 MACOMB COUNTY

Date: 29-Aug-2018
 Time: 15:15
 Page: 90

PGM Year: 2017
Project: 0010 - 2017 CDBG Public Services
IDIS Activity: 3158 - Macomb Literacy Partners

Status: Completed 7/25/2018 12:00:00 AM
Location: 16480 Hall Rd 16480 Hall Rd Clinton Township, MI 48038-1132
Objective: Create suitable living environments
Outcome: Availability/accessibility
Matrix Code: Other Public Services Not Listed in 05A-05Y, 03T (05Z)
National Objective: LMC

Initial Funding Date: 11/08/2017

Description:
 One-on-one tutoring of illiterate and non-English speaking LMI adults will be provided with CDBG funds.

Financing

	Fund Type	Grant Year	Grant	Funded Amount	Drawn In Program Year	Drawn Thru Program Year
CDBG	EN	2017	B17UC260005	\$3,140.71	\$3,140.71	\$3,140.71
Total	Total			\$3,140.71	\$3,140.71	\$3,140.71

Proposed Accomplishments

People (General) : 5

Actual Accomplishments

Number assisted:

	Owner		Renter		Total		Person	
	Total	Hispanic	Total	Hispanic	Total	Hispanic	Total	Hispanic
White:	0	0	0	0	0	0	5	3
Black/African American:	0	0	0	0	0	0	2	0
Asian:	0	0	0	0	0	0	3	0
American Indian/Alaskan Native:	0	0	0	0	0	0	0	0
Native Hawaiian/Other Pacific Islander:	0	0	0	0	0	0	0	0
American Indian/Alaskan Native & White:	0	0	0	0	0	0	0	0
Asian White:	0	0	0	0	0	0	0	0
Black/African American & White:	0	0	0	0	0	0	0	0
American Indian/Alaskan Native & Black/African American:	0	0	0	0	0	0	0	0
Other multi-racial:	0	0	0	0	0	0	0	0
Asian/Pacific Islander:	0	0	0	0	0	0	0	0
Hispanic:	0	0	0	0	0	0	0	0
Total:	0	0	0	0	0	0	10	3
Female-headed Households:	0		0		0			



U.S. Department of Housing and Urban Development
Office of Community Planning and Development
Integrated Disbursement and Information System
CDBG Activity Summary Report (GPR) for Program Year 2017
MACOMB COUNTY

Date: 29-Aug-2018
Time: 15:15
Page: 91

Income Category:

	Owner	Renter	Total	Person
Extremely Low	0	0	0	4
Low Mod	0	0	0	4
Moderate	0	0	0	2
Non Low Moderate	0	0	0	0
Total	0	0	0	10
Percent Low/Mod				100.0%

Annual Accomplishments

Years	Accomplishment Narrative	# Benefiting
2017	10 people were provided with literacy services.	



U.S. Department of Housing and Urban Development
 Office of Community Planning and Development
 Integrated Disbursement and Information System
 CDBG Activity Summary Report (GPR) for Program Year 2017
 MACOMB COUNTY

Date: 29-Aug-2018
 Time: 15:15
 Page: 92

PGM Year: 2017
Project: 0010 - 2017 CDBG Public Services
IDIS Activity: 3159 - Wigs 4 Kids

Status: Completed 7/25/2018 12:00:00 AM Objective: Create suitable living environments
 Location: 30126 Harper Ave 30126 Harper Ave St Clair Shores, MI Outcome: Availability/accessibility
 48082-1648 Matrix Code: Youth Services (05D) National Objective: LMC

Initial Funding Date: 12/04/2017

Description:
 Provide wigs to children from income eligible families that are experiencing hair loss due to medical issues.

Financing

	Fund Type	Grant Year	Grant	Funded Amount	Drawn In Program Year	Drawn Thru Program Year
CDBG	EN	2017	B17UC260005	\$2,000.00	\$2,000.00	\$2,000.00
Total	Total			\$2,000.00	\$2,000.00	\$2,000.00

Proposed Accomplishments

People (General) : 8

Actual Accomplishments

Number assisted:

	Owner		Renter		Total		Person	
	Total	Hispanic	Total	Hispanic	Total	Hispanic	Total	Hispanic
White:	0	0	0	0	0	0	2	0
Black/African American:	0	0	0	0	0	0	0	0
Asian:	0	0	0	0	0	0	0	0
American Indian/Alaskan Native:	0	0	0	0	0	0	0	0
Native Hawaiian/Other Pacific Islander:	0	0	0	0	0	0	0	0
American Indian/Alaskan Native & White:	0	0	0	0	0	0	0	0
Asian White:	0	0	0	0	0	0	0	0
Black/African American & White:	0	0	0	0	0	0	0	0
American Indian/Alaskan Native & Black/African American:	0	0	0	0	0	0	0	0
Other multi-racial:	0	0	0	0	0	0	0	0
Asian/Pacific Islander:	0	0	0	0	0	0	0	0
Hispanic:	0	0	0	0	0	0	0	0
Total:	0	0	0	0	0	0	2	0
Female-headed Households:	0		0		0			



U.S. Department of Housing and Urban Development
Office of Community Planning and Development
Integrated Disbursement and Information System
CDBG Activity Summary Report (GPR) for Program Year 2017
MACOMB COUNTY

Date: 29-Aug-2018
Time: 15:15
Page: 93

Income Category:

	Owner	Renter	Total	Person
Extremely Low	0	0	0	0
Low Mod	0	0	0	1
Moderate	0	0	0	1
Non Low Moderate	0	0	0	0
Total	0	0	0	2
Percent Low/Mod				100.0%

Annual Accomplishments

Years	Accomplishment Narrative	# Benefiting
2017	Provided 2 children with alopecia or cancer with wigs.	



U.S. Department of Housing and Urban Development
 Office of Community Planning and Development
 Integrated Disbursement and Information System
 CDBG Activity Summary Report (GPR) for Program Year 2017
 MACOMB COUNTY

Date: 29-Aug-2018
 Time: 15:15
 Page: 94

PGM Year: 2017
Project: 0007 - 2017 CDBG Administration
IDIS Activity: 3160 - Macomb Homeless Coalition

Status: Completed 1/3/2018 12:00:00 AM
Location: ,
Objective:
Outcome:
Matrix Code: General Program Administration (21A) **National Objective:**

Initial Funding Date: 11/08/2017

Description:
 The Macomb Homeless Coalition will use the funds for general program administration that benefits the CDBG program.

Financing

	Fund Type	Grant Year	Grant	Funded Amount	Drawn In Program Year	Drawn Thru Program Year
CDBG	EN	2017	B17UC260005	\$6,140.00	\$6,140.00	\$6,140.00
Total	Total			\$6,140.00	\$6,140.00	\$6,140.00

Proposed Accomplishments

Actual Accomplishments

Number assisted:

	Owner		Renter		Total		Person	
	Total	Hispanic	Total	Hispanic	Total	Hispanic	Total	Hispanic
White:					0	0		
Black/African American:					0	0		
Asian:					0	0		
American Indian/Alaskan Native:					0	0		
Native Hawaiian/Other Pacific Islander:					0	0		
American Indian/Alaskan Native & White:					0	0		
Asian White:					0	0		
Black/African American & White:					0	0		
American Indian/Alaskan Native & Black/African American:					0	0		
Other multi-racial:					0	0		
Asian/Pacific Islander:					0	0		
Hispanic:					0	0		
Total:	0	0	0	0	0	0	0	0
Female-headed Households:					0			

Income Category:

	Owner	Renter	Total	Person
--	-------	--------	-------	--------

PR03 - MACOMB COUNTY

Page: 94 of 181



U.S. Department of Housing and Urban Development
Office of Community Planning and Development
Integrated Disbursement and Information System
CDBG Activity Summary Report (GPR) for Program Year 2017
MACOMB COUNTY

Date: 29-Aug-2018
Time: 15:15
Page: 95

Extremely Low			0	
Low Mod			0	
Moderate			0	
Non Low Moderate			0	
Total	0	0	0	0
Percent Low/Mod				

Annual Accomplishments

No data returned for this view. This might be because the applied filter excludes all data.



U.S. Department of Housing and Urban Development
 Office of Community Planning and Development
 Integrated Disbursement and Information System
 CDBG Activity Summary Report (GPR) for Program Year 2017
 MACOMB COUNTY

Date: 29-Aug-2018
 Time: 15:15
 Page: 96

PGM Year: 2017
Project: 0010 - 2017 CDBG Public Services
IDIS Activity: 3161 - Armada PAL

Status: Completed 1/3/2018 12:00:00 AM
Location: 74975 Burk St Armada, MI 48005-3323
Objective: Create suitable living environments
Outcome: Availability/accessibility
Matrix Code: Youth Services (05D) **National Objective:** LMC

Initial Funding Date: 11/08/2017

Description:
 Scholarships for income eligible children to attend the camp sponsored by the Armada Police Athletic League.

Financing

	Fund Type	Grant Year	Grant	Funded Amount	Drawn In Program Year	Drawn Thru Program Year
CDBG	EN	2017	B17UC260005	\$1,625.00	\$1,625.00	\$1,625.00
Total	Total			\$1,625.00	\$1,625.00	\$1,625.00

Proposed Accomplishments

People (General) : 8

Actual Accomplishments

Number assisted:

	Owner		Renter		Total		Person	
	Total	Hispanic	Total	Hispanic	Total	Hispanic	Total	Hispanic
White:	0	0	0	0	0	0	4	0
Black/African American:	0	0	0	0	0	0	0	0
Asian:	0	0	0	0	0	0	0	0
American Indian/Alaskan Native:	0	0	0	0	0	0	0	0
Native Hawaiian/Other Pacific Islander:	0	0	0	0	0	0	0	0
American Indian/Alaskan Native & White:	0	0	0	0	0	0	1	0
Asian White:	0	0	0	0	0	0	0	0
Black/African American & White:	0	0	0	0	0	0	0	0
American Indian/Alaskan Native & Black/African American:	0	0	0	0	0	0	0	0
Other multi-racial:	0	0	0	0	0	0	0	0
Asian/Pacific Islander:	0	0	0	0	0	0	0	0
Hispanic:	0	0	0	0	0	0	0	0
Total:	0	0	0	0	0	0	5	0
Female-headed Households:	0		0		0			



U.S. Department of Housing and Urban Development
Office of Community Planning and Development
Integrated Disbursement and Information System
CDBG Activity Summary Report (GPR) for Program Year 2017
MACOMB COUNTY

Date: 29-Aug-2018
Time: 15:15
Page: 97

Income Category:

	Owner	Renter	Total	Person
Extremely Low	0	0	0	1
Low Mod	0	0	0	2
Moderate	0	0	0	2
Non Low Moderate	0	0	0	0
Total	0	0	0	5
Percent Low/Mod				100.0%

Annual Accomplishments

Years	Accomplishment Narrative	# Benefiting
2017	The program assisted five children from income eligible families.	



U.S. Department of Housing and Urban Development
 Office of Community Planning and Development
 Integrated Disbursement and Information System
 CDBG Activity Summary Report (GPR) for Program Year 2017
 MACOMB COUNTY

Date: 29-Aug-2018
 Time: 15:15
 Page: 98

PGM Year: 2017
Project: 0010 - 2017 CDBG Public Services
IDIS Activity: 3162 - Society of St. Vincent DePaul

Status: Completed 1/3/2018 12:00:00 AM
 Location: 3000 Gratiot Ave Detroit, MI 48207-2372
 Objective: Create suitable living environments
 Outcome: Availability/accessibility
 Matrix Code: Other Public Services Not Listed in 05A-05Y, 03T (05Z) National Objective: LMC

Initial Funding Date: 12/04/2017

Description:
 PROVIDE FOOD, SHELTER, AND OTHER EMERGENCY ASSISTANCE TO LMI PERSONS WHO ARE AT RISK OF BECOMING HOMELESS.
 PROGRAM ADMINISTERED BY ST VINCENT DE PAUL.

Financing

	Fund Type	Grant Year	Grant	Funded Amount	Drawn In Program Year	Drawn Thru Program Year
CDBG	EN	2017	B17UC260005	\$5,000.00	\$5,000.00	\$5,000.00
Total	Total			\$5,000.00	\$5,000.00	\$5,000.00

Proposed Accomplishments

People (General) : 40

Actual Accomplishments

Number assisted:

	Owner		Renter		Total		Person	
	Total	Hispanic	Total	Hispanic	Total	Hispanic	Total	Hispanic
White:	0	0	0	0	0	0	35	14
Black/African American:	0	0	0	0	0	0	9	0
Asian:	0	0	0	0	0	0	0	0
American Indian/Alaskan Native:	0	0	0	0	0	0	5	0
Native Hawaiian/Other Pacific Islander:	0	0	0	0	0	0	0	0
American Indian/Alaskan Native & White:	0	0	0	0	0	0	0	0
Asian White:	0	0	0	0	0	0	0	0
Black/African American & White:	0	0	0	0	0	0	0	0
American Indian/Alaskan Native & Black/African American:	0	0	0	0	0	0	0	0
Other multi-racial:	0	0	0	0	0	0	0	0
Asian/Pacific Islander:	0	0	0	0	0	0	0	0
Hispanic:	0	0	0	0	0	0	0	0
Total:	0	0	0	0	0	0	49	14
Female-headed Households:	0		0		0			

PR03 - MACOMB COUNTY

Page: 98 of 181



U.S. Department of Housing and Urban Development
Office of Community Planning and Development
Integrated Disbursement and Information System
CDBG Activity Summary Report (GPR) for Program Year 2017
MACOMB COUNTY

Date: 29-Aug-2018
Time: 15:15
Page: 99

Income Category:

	Owner	Renter	Total	Person
Extremely Low	0	0	0	41
Low Mod	0	0	0	8
Moderate	0	0	0	0
Non Low Moderate	0	0	0	0
Total	0	0	0	49
Percent Low/Mod				100.0%

Annual Accomplishments

Years	Accomplishment Narrative	# Benefiting
2017	The program assisted 49 people with rental, mortgage and utility arrearages.	



U.S. Department of Housing and Urban Development
 Office of Community Planning and Development
 Integrated Disbursement and Information System
 CDBG Activity Summary Report (GPR) for Program Year 2017
 MACOMB COUNTY

Date: 29-Aug-2018
 Time: 15:15
 Page: 100

PGM Year: 2017
Project: 0010 - 2017 CDBG Public Services
IDIS Activity: 3163 - Macomb County Warming Center

Status: Completed 7/27/2018 12:00:00 AM
Location: 2 Crocker Blvd Ste 201 Mount Clemens, MI 48043-2558
Objective: Create suitable living environments
Outcome: Availability/accessibility
Matrix Code: Other Public Services Not Listed in 05A-05Y, 03T (05Z)
National Objective: LMC

Initial Funding Date: 11/08/2017

Description:
 The Macomb County Warming Center will provide night time shelter to the homeless for the winter months.

Financing

	Fund Type	Grant Year	Grant	Funded Amount	Drawn In Program Year	Drawn Thru Program Year
CDBG	EN	2017	B17UC260005	\$7,036.00	\$7,036.00	\$7,036.00
Total	Total			\$7,036.00	\$7,036.00	\$7,036.00

Proposed Accomplishments

People (General) : 100

Actual Accomplishments

Number assisted:

	Owner		Renter		Total		Person	
	Total	Hispanic	Total	Hispanic	Total	Hispanic	Total	Hispanic
White:	0	0	0	0	0	0	410	7
Black/African American:	0	0	0	0	0	0	216	1
Asian:	0	0	0	0	0	0	0	0
American Indian/Alaskan Native:	0	0	0	0	0	0	0	0
Native Hawaiian/Other Pacific Islander:	0	0	0	0	0	0	0	0
American Indian/Alaskan Native & White:	0	0	0	0	0	0	0	0
Asian White:	0	0	0	0	0	0	0	0
Black/African American & White:	0	0	0	0	0	0	0	0
American Indian/Alaskan Native & Black/African American:	0	0	0	0	0	0	0	0
Other multi-racial:	0	0	0	0	0	0	0	0
Asian/Pacific Islander:	0	0	0	0	0	0	0	0
Hispanic:	0	0	0	0	0	0	0	0
Total:	0	0	0	0	0	0	626	8
Female-headed Households:	0		0		0			



U.S. Department of Housing and Urban Development
Office of Community Planning and Development
Integrated Disbursement and Information System
CDBG Activity Summary Report (GPR) for Program Year 2017
MACOMB COUNTY

Date: 29-Aug-2018
Time: 15:15
Page: 101

Income Category:

	Owner	Renter	Total	Person
Extremely Low	0	0	0	626
Low Mod	0	0	0	0
Moderate	0	0	0	0
Non Low Moderate	0	0	0	0
Total	0	0	0	626
Percent Low/Mod				100.0%

Annual Accomplishments

Years	Accomplishment Narrative	# Benefiting
2017	626 people received emergency shelter.	



U.S. Department of Housing and Urban Development
 Office of Community Planning and Development
 Integrated Disbursement and Information System
 CDBG Activity Summary Report (GPR) for Program Year 2017
 MACOMB COUNTY

Date: 29-Aug-2018
 Time: 15:15
 Page: 102

PGM Year: 2017
Project: 0010 - 2017 CDBG Public Services
IDIS Activity: 3164 - Samaritan House

Status: Completed 2/9/2018 12:00:00 AM Objective: Create suitable living environments
 Location: 62324 Van Dyke Rd Washington, MI 48094-1621 Outcome: Availability/accessibility
 Matrix Code: Food Banks (05W) National Objective: LMC

Initial Funding Date: 11/08/2017

Description:
 CDBG funds will be used to provide 7-10 days of emergency food to LMI persons through the sub-grantee's food bank.

Financing

	Fund Type	Grant Year	Grant	Funded Amount	Drawn In Program Year	Drawn Thru Program Year
CDBG	EN	2017	B17UC260005	\$10,156.00	\$10,156.00	\$10,156.00
Total	Total			\$10,156.00	\$10,156.00	\$10,156.00

Proposed Accomplishments

People (General) : 240

Actual Accomplishments

Number assisted:

	Owner		Renter		Total		Person	
	Total	Hispanic	Total	Hispanic	Total	Hispanic	Total	Hispanic
White:	0	0	0	0	0	0	279	28
Black/African American:	0	0	0	0	0	0	19	0
Asian:	0	0	0	0	0	0	2	0
American Indian/Alaskan Native:	0	0	0	0	0	0	2	0
Native Hawaiian/Other Pacific Islander:	0	0	0	0	0	0	0	0
American Indian/Alaskan Native & White:	0	0	0	0	0	0	0	0
Asian White:	0	0	0	0	0	0	0	0
Black/African American & White:	0	0	0	0	0	0	2	0
American Indian/Alaskan Native & Black/African American:	0	0	0	0	0	0	0	0
Other multi-racial:	0	0	0	0	0	0	1	0
Asian/Pacific Islander:	0	0	0	0	0	0	0	0
Hispanic:	0	0	0	0	0	0	0	0
Total:	0	0	0	0	0	0	305	28
Female-headed Households:	0		0		0			



U.S. Department of Housing and Urban Development
Office of Community Planning and Development
Integrated Disbursement and Information System
CDBG Activity Summary Report (GPR) for Program Year 2017
MACOMB COUNTY

Date: 29-Aug-2018
Time: 15:15
Page: 103

Income Category:

	Owner	Renter	Total	Person
Extremely Low	0	0	0	232
Low Mod	0	0	0	60
Moderate	0	0	0	13
Non Low Moderate	0	0	0	0
Total	0	0	0	305
Percent Low/Mod				100.0%

Annual Accomplishments

Years	Accomplishment Narrative	# Benefiting
2017	305 people were provided with emergency food.	



U.S. Department of Housing and Urban Development
 Office of Community Planning and Development
 Integrated Disbursement and Information System
 CDBG Activity Summary Report (GPR) for Program Year 2017
 MACOMB COUNTY

Date: 29-Aug-2018
 Time: 15:15
 Page: 104

PGM Year: 2017
Project: 0007 - 2017 CDBG Administration
IDIS Activity: 3165 - 2017 CDBG Administration & Planning

Status: Open **Objective:**
Location: , **Outcome:**
Matrix Code: General Program Administration (21A) **National Objective:**

Initial Funding Date: 11/08/2017

Description:
 Funding for eligible expenses necessary for the administration of the County's CDBG program.

Financing

	Fund Type	Grant Year	Grant	Funded Amount	Drawn In Program Year	Drawn Thru Program Year
CDBG	EN	2017	B17UC260005	\$332,004.20	\$222,134.76	\$222,134.76
Total	Total			\$332,004.20	\$222,134.76	\$222,134.76

Proposed Accomplishments

Actual Accomplishments

Number assisted:	Owner		Renter		Total		Person	
	Total	Hispanic	Total	Hispanic	Total	Hispanic	Total	Hispanic
White:					0	0		
Black/African American:					0	0		
Asian:					0	0		
American Indian/Alaskan Native:					0	0		
Native Hawaiian/Other Pacific Islander:					0	0		
American Indian/Alaskan Native & White:					0	0		
Asian White:					0	0		
Black/African American & White:					0	0		
American Indian/Alaskan Native & Black/African American:					0	0		
Other multi-racial:					0	0		
Asian/Pacific Islander:					0	0		
Hispanic:					0	0		
Total:	0	0	0	0	0	0	0	0
Female-headed Households:					0			

Income Category:

	Owner	Renter	Total	Person
--	-------	--------	-------	--------

PR03 - MACOMB COUNTY

Page: 104 of 181



U.S. Department of Housing and Urban Development
Office of Community Planning and Development
Integrated Disbursement and Information System
CDBG Activity Summary Report (GPR) for Program Year 2017
MACOMB COUNTY

Date: 29-Aug-2018
Time: 15:15
Page: 105

Extremely Low			0	
Low Mod			0	
Moderate			0	
Non Low Moderate			0	
Total	0	0	0	0
Percent Low/Mod				

Annual Accomplishments

No data returned for this view. This might be because the applied filter excludes all data.



U.S. Department of Housing and Urban Development
 Office of Community Planning and Development
 Integrated Disbursement and Information System
 CDBG Activity Summary Report (GPR) for Program Year 2017
 MACOMB COUNTY

Date: 29-Aug-2018
 Time: 15:15
 Page: 106

PGM Year: 2017
Project: 0009 - 2017 CDBG Housing Rehabilitation Administration
IDIS Activity: 3166 - 2017 Housing Rehab Delivery

Status: Open **Objective:** Provide decent affordable housing
Location: 196 N Rose St 196 N Rose St Mount Clemens, MI 48043-1540 **Outcome:** Sustainability
Matrix Code: Rehabilitation Administration (14H) **National Objective:** LMH

Initial Funding Date: 11/08/2017

Description:

All delivery costs (including staff, other direct costs, and service costs) directly related to carrying out housing rehabilitation activities. May include professional services, preparation of work specifications and work write-ups, application processing, and loan processing).

Financing

	Fund Type	Grant Year	Grant	Funded Amount	Drawn In Program Year	Drawn Thru Program Year
CDBG	EN	2017	B17UC260005	\$120,000.00	\$92,447.08	\$92,447.08
	PI			\$4,068.14	\$3,975.00	\$3,975.00
Total	Total			\$124,068.14	\$96,422.08	\$96,422.08

Proposed Accomplishments

Actual Accomplishments

Number assisted:

	Owner		Renter		Total		Person	
	Total	Hispanic	Total	Hispanic	Total	Hispanic	Total	Hispanic
White:	0	0	0	0	0	0	0	0
Black/African American:	0	0	0	0	0	0	0	0
Asian:	0	0	0	0	0	0	0	0
American Indian/Alaskan Native:	0	0	0	0	0	0	0	0
Native Hawaiian/Other Pacific Islander:	0	0	0	0	0	0	0	0
American Indian/Alaskan Native & White:	0	0	0	0	0	0	0	0
Asian White:	0	0	0	0	0	0	0	0
Black/African American & White:	0	0	0	0	0	0	0	0
American Indian/Alaskan Native & Black/African American:	0	0	0	0	0	0	0	0
Other multi-racial:	0	0	0	0	0	0	0	0
Asian/Pacific Islander:	0	0	0	0	0	0	0	0
Hispanic:	0	0	0	0	0	0	0	0
Total:	0	0	0	0	0	0	0	0
Female-headed Households:	0		0		0			



U.S. Department of Housing and Urban Development
Office of Community Planning and Development
Integrated Disbursement and Information System
CDBG Activity Summary Report (GPR) for Program Year 2017
MACOMB COUNTY

Date: 29-Aug-2018
Time: 15:15
Page: 107

Income Category:

	Owner	Renter	Total	Person
Extremely Low	0	0	0	0
Low Mod	0	0	0	0
Moderate	0	0	0	0
Non Low Moderate	0	0	0	0
Total	0	0	0	0
Percent Low/Mod				

Annual Accomplishments

No data returned for this view. This might be because the applied filter excludes all data.



U.S. Department of Housing and Urban Development
 Office of Community Planning and Development
 Integrated Disbursement and Information System
 CDBG Activity Summary Report (GPR) for Program Year 2017
 MACOMB COUNTY

Date: 29-Aug-2018
 Time: 15:15
 Page: 108

PGM Year: 2017
Project: 0010 - 2017 CDBG Public Services
IDIS Activity: 3167 - MCREST

Status: Completed 8/6/2018 12:00:00 AM
Location: 20415 Erin St Roseville, MI 48066-4535

Objective: Create suitable living environments
Outcome: Availability/accessibility
Matrix Code: Other Public Services Not Listed in 05A-05Y, 03T (05Z)

National Objective: LMC

Initial Funding Date: 11/08/2017

Description:

Funds will be used to shelter homeless people through a program which rotates through churches weekly. The cost of each shelter night is \$9.

Financing

	Fund Type	Grant Year	Grant	Funded Amount	Drawn In Program Year	Drawn Thru Program Year
CDBG	EN	2017	B17UC260005	\$8,257.00	\$8,257.00	\$8,257.00
Total	Total			\$8,257.00	\$8,257.00	\$8,257.00

Proposed Accomplishments

People (General) : 77

Actual Accomplishments

Number assisted:

	Owner		Renter		Total		Person	
	Total	Hispanic	Total	Hispanic	Total	Hispanic	Total	Hispanic
White:	0	0	0	0	0	0	271	0
Black/African American:	0	0	0	0	0	0	310	0
Asian:	0	0	0	0	0	0	0	0
American Indian/Alaskan Native:	0	0	0	0	0	0	0	0
Native Hawaiian/Other Pacific Islander:	0	0	0	0	0	0	0	0
American Indian/Alaskan Native & White:	0	0	0	0	0	0	0	0
Asian White:	0	0	0	0	0	0	0	0
Black/African American & White:	0	0	0	0	0	0	1	0
American Indian/Alaskan Native & Black/African American:	0	0	0	0	0	0	0	0
Other multi-racial:	0	0	0	0	0	0	5	0
Asian/Pacific Islander:	0	0	0	0	0	0	0	0
Hispanic:	0	0	0	0	0	0	0	0
Total:	0	0	0	0	0	0	587	0
Female-headed Households:	0		0		0			

PR03 - MACOMB COUNTY

Page: 108 of 181



U.S. Department of Housing and Urban Development
Office of Community Planning and Development
Integrated Disbursement and Information System
CDBG Activity Summary Report (GPR) for Program Year 2017
MACOMB COUNTY

Date: 29-Aug-2018
Time: 15:15
Page: 109

Income Category:

	Owner	Renter	Total	Person
Extremely Low	0	0	0	587
Low Mod	0	0	0	0
Moderate	0	0	0	0
Non Low Moderate	0	0	0	0
Total	0	0	0	587
Percent Low/Mod				100.0%

Annual Accomplishments

Years	Accomplishment Narrative	# Benefiting
2017	587 homeless people were provided with shelter. Accomplishment level differed from the number of proposed units because the number of shelter nights provided to each person varied.	



U.S. Department of Housing and Urban Development
 Office of Community Planning and Development
 Integrated Disbursement and Information System
 CDBG Activity Summary Report (GPR) for Program Year 2017
 MACOMB COUNTY

Date: 29-Aug-2018
 Time: 15:15
 Page: 110

PGM Year: 2017
Project: 0010 - 2017 CDBG Public Services
IDIS Activity: 3168 - Detroit Rescue Mission - Lighthouse Food Bank

Status: Completed 8/6/2018 12:00:00 AM Objective: Create suitable living environments
 Location: 28571 Gratiot Ave Roseville, MI 48066-4211 Outcome: Availability/accessibility
 Matrix Code: Food Banks (05W) National Objective: LMC

Initial Funding Date: 11/08/2017

Description:
 Detroit Rescue Mission - Lighthouse Food Bank provides food to families in need.
 The CDBG funding will be used to pay for intake worker wages.

Financing

	Fund Type	Grant Year	Grant	Funded Amount	Drawn In Program Year	Drawn Thru Program Year
CDBG	EN	2017	B17UC260005	\$566.66	\$566.66	\$566.66
Total	Total			\$566.66	\$566.66	\$566.66

Proposed Accomplishments

People (General) : 203

Actual Accomplishments

Number assisted:

	Owner		Renter		Total		Person	
	Total	Hispanic	Total	Hispanic	Total	Hispanic	Total	Hispanic
White:	0	0	0	0	0	0	156	0
Black/African American:	0	0	0	0	0	0	95	0
Asian:	0	0	0	0	0	0	0	0
American Indian/Alaskan Native:	0	0	0	0	0	0	0	0
Native Hawaiian/Other Pacific Islander:	0	0	0	0	0	0	0	0
American Indian/Alaskan Native & White:	0	0	0	0	0	0	0	0
Asian White:	0	0	0	0	0	0	0	0
Black/African American & White:	0	0	0	0	0	0	5	0
American Indian/Alaskan Native & Black/African American:	0	0	0	0	0	0	0	0
Other multi-racial:	0	0	0	0	0	0	26	0
Asian/Pacific Islander:	0	0	0	0	0	0	0	0
Hispanic:	0	0	0	0	0	0	0	0
Total:	0	0	0	0	0	0	282	0
Female-headed Households:	0		0		0			

PR03 - MACOMB COUNTY

Page: 110 of 181



U.S. Department of Housing and Urban Development
Office of Community Planning and Development
Integrated Disbursement and Information System
CDBG Activity Summary Report (GPR) for Program Year 2017
MACOMB COUNTY

Date: 29-Aug-2018
Time: 15:15
Page: 111

Income Category:

	Owner	Renter	Total	Person
Extremely Low	0	0	0	237
Low Mod	0	0	0	45
Moderate	0	0	0	0
Non Low Moderate	0	0	0	0
Total	0	0	0	282
Percent Low/Mod				100.0%

Annual Accomplishments

Years	Accomplishment Narrative	# Benefiting
2017	282 people received food services and referrals. The number of people served differed from the proposed units because the number of people served varied based on the number of people in each household.	



U.S. Department of Housing and Urban Development
 Office of Community Planning and Development
 Integrated Disbursement and Information System
 CDBG Activity Summary Report (GPR) for Program Year 2017
 MACOMB COUNTY

Date: 29-Aug-2018
 Time: 15:15
 Page: 112

PGM Year: 2017
Project: 0010 - 2017 CDBG Public Services
IDIS Activity: 3169 - Helping Hands Gifts

Status: Completed 7/25/2018 12:00:00 AM
Location: PO Box 182527 Shelby Township, MI 48318-2527
Objective: Create suitable living environments
Outcome: Availability/accessibility
Matrix Code: Food Banks (05W) **National Objective:** LMC

Initial Funding Date: 11/08/2017

Description:
 Helping Hands Gifts will provide food baskets at Christmas to income eligible families.

Financing

	Fund Type	Grant Year	Grant	Funded Amount	Drawn In Program Year	Drawn Thru Program Year
CDBG	EN	2017	B17UC260005	\$1,275.00	\$1,275.00	\$1,275.00
Total	Total			\$1,275.00	\$1,275.00	\$1,275.00

Proposed Accomplishments

People (General) : 70

Actual Accomplishments

Number assisted:

	Owner		Renter		Total		Person	
	Total	Hispanic	Total	Hispanic	Total	Hispanic	Total	Hispanic
White:	0	0	0	0	0	0	46	5
Black/African American:	0	0	0	0	0	0	23	0
Asian:	0	0	0	0	0	0	0	0
American Indian/Alaskan Native:	0	0	0	0	0	0	0	0
Native Hawaiian/Other Pacific Islander:	0	0	0	0	0	0	0	0
American Indian/Alaskan Native & White:	0	0	0	0	0	0	0	0
Asian White:	0	0	0	0	0	0	0	0
Black/African American & White:	0	0	0	0	0	0	0	0
American Indian/Alaskan Native & Black/African American:	0	0	0	0	0	0	0	0
Other multi-racial:	0	0	0	0	0	0	4	0
Asian/Pacific Islander:	0	0	0	0	0	0	0	0
Hispanic:	0	0	0	0	0	0	0	0
Total:	0	0	0	0	0	0	73	5
Female-headed Households:	0		0		0			



U.S. Department of Housing and Urban Development
Office of Community Planning and Development
Integrated Disbursement and Information System
CDBG Activity Summary Report (GPR) for Program Year 2017
MACOMB COUNTY

Date: 29-Aug-2018
Time: 15:15
Page: 113

Income Category:

	Owner	Renter	Total	Person
Extremely Low	0	0	0	33
Low Mod	0	0	0	25
Moderate	0	0	0	15
Non Low Moderate	0	0	0	0
Total	0	0	0	73
Percent Low/Mod				100.0%

Annual Accomplishments

Years	Accomplishment Narrative	# Benefiting
2017	Helping Hands provided 17 households/73 people with holiday assistance.	



U.S. Department of Housing and Urban Development
 Office of Community Planning and Development
 Integrated Disbursement and Information System
 CDBG Activity Summary Report (GPR) for Program Year 2017
 MACOMB COUNTY

Date: 29-Aug-2018
 Time: 15:15
 Page: 114

PGM Year: 2017
Project: 0010 - 2017 CDBG Public Services
IDIS Activity: 3170 - Interfaith Volunteer Caregivers - Safe at Home

Status: Completed 8/6/2018 12:00:00 AM Objective: Create suitable living environments
 Location: 8075 Ritter Center Line, MI 48015-1430 Outcome: Availability/accessibility
 Matrix Code: Senior Services (05A) National Objective: LMC

Initial Funding Date: 11/08/2017

Description:
 Provide administration and program support for the chore service program which provides services to seniors and physically challenged adults to help them remain safely in their home.

Financing

	Fund Type	Grant Year	Grant	Funded Amount	Drawn In Program Year	Drawn Thru Program Year
CDBG	EN	2017	B17UC260005	\$1,842.07	\$1,842.07	\$1,842.07
Total	Total			\$1,842.07	\$1,842.07	\$1,842.07

Proposed Accomplishments

People (General) : 29

Actual Accomplishments

Number assisted:

	Owner		Renter		Total		Person	
	Total	Hispanic	Total	Hispanic	Total	Hispanic	Total	Hispanic
White:	0	0	0	0	0	0	20	0
Black/African American:	0	0	0	0	0	0	0	0
Asian:	0	0	0	0	0	0	0	0
American Indian/Alaskan Native:	0	0	0	0	0	0	0	0
Native Hawaiian/Other Pacific Islander:	0	0	0	0	0	0	0	0
American Indian/Alaskan Native & White:	0	0	0	0	0	0	2	0
Asian White:	0	0	0	0	0	0	0	0
Black/African American & White:	0	0	0	0	0	0	1	0
American Indian/Alaskan Native & Black/African American:	0	0	0	0	0	0	0	0
Other multi-racial:	0	0	0	0	0	0	1	0
Asian/Pacific Islander:	0	0	0	0	0	0	0	0
Hispanic:	0	0	0	0	0	0	0	0
Total:	0	0	0	0	0	0	24	0
Female-headed Households:	0		0		0			



U.S. Department of Housing and Urban Development
Office of Community Planning and Development
Integrated Disbursement and Information System
CDBG Activity Summary Report (GPR) for Program Year 2017
MACOMB COUNTY

Date: 29-Aug-2018
Time: 15:15
Page: 115

Income Category:

	Owner	Renter	Total	Person
Extremely Low	0	0	0	9
Low Mod	0	0	0	13
Moderate	0	0	0	2
Non Low Moderate	0	0	0	0
Total	0	0	0	24
Percent Low/Mod				100.0%

Annual Accomplishments

Years	Accomplishment Narrative	# Benefiting
2017	Interfaith Volunteer Caregivers assisted 24 LMI people through their chore service program. Funds were used to pay for administering the chore program.	



U.S. Department of Housing and Urban Development
 Office of Community Planning and Development
 Integrated Disbursement and Information System
 CDBG Activity Summary Report (GPR) for Program Year 2017
 MACOMB COUNTY

Date: 29-Aug-2018
 Time: 15:15
 Page: 116

PGM Year: 2017
Project: 0010 - 2017 CDBG Public Services
IDIS Activity: 3171 - 0New Baltimore Farmer's Market

Status: Completed 8/6/2018 12:00:00 AM Objective: Create suitable living environments
 Location: Address Suppressed Outcome: Availability/accessibility
 Matrix Code: Food Banks (05W) National Objective: LMC

Initial Funding Date: 11/08/2017

Description:

The New Baltimore Farmer's Market participates in the Double-Up Food Bucks program. This program provides SNAP participants with additional fresh fruits and vegetables. Funds would be used for wages for intake worker and advertising.

Financing

	Fund Type	Grant Year	Grant	Funded Amount	Drawn In Program Year	Drawn Thru Program Year
CDBG	EN	2017	B17UC260005	\$385.33	\$385.33	\$385.33
Total	Total			\$385.33	\$385.33	\$385.33

Proposed Accomplishments

People (General) : 132

Actual Accomplishments

Number assisted:

	Owner		Renter		Total		Person	
	Total	Hispanic	Total	Hispanic	Total	Hispanic	Total	Hispanic
White:	0	0	0	0	0	0	51	0
Black/African American:	0	0	0	0	0	0	0	0
Asian:	0	0	0	0	0	0	0	0
American Indian/Alaskan Native:	0	0	0	0	0	0	0	0
Native Hawaiian/Other Pacific Islander:	0	0	0	0	0	0	0	0
American Indian/Alaskan Native & White:	0	0	0	0	0	0	0	0
Asian White:	0	0	0	0	0	0	0	0
Black/African American & White:	0	0	0	0	0	0	0	0
American Indian/Alaskan Native & Black/African American:	0	0	0	0	0	0	0	0
Other multi-racial:	0	0	0	0	0	0	0	0
Asian/Pacific Islander:	0	0	0	0	0	0	0	0
Hispanic:	0	0	0	0	0	0	0	0
Total:	0	0	0	0	0	0	51	0



U.S. Department of Housing and Urban Development
 Office of Community Planning and Development
 Integrated Disbursement and Information System
 CDBG Activity Summary Report (GPR) for Program Year 2017
 MACOMB COUNTY

Date: 29-Aug-2018
 Time: 15:15
 Page: 117

Female-headed Households:			0	0	0
<i>Income Category:</i>					
	Owner	Renter	Total	Person	
Extremely Low	0	0	0	0	
Low Mod	0	0	0	0	
Moderate	0	0	0	51	
Non Low Moderate	0	0	0	0	
Total	0	0	0	51	
Percent Low/Mod				100.0%	

Annual Accomplishments

Years	Accomplishment Narrative	# Benefiting
2017	51 people were provided with intake services for the Double Up Bucks program.	



U.S. Department of Housing and Urban Development
 Office of Community Planning and Development
 Integrated Disbursement and Information System
 CDBG Activity Summary Report (GPR) for Program Year 2017
 MACOMB COUNTY

Date: 29-Aug-2018
 Time: 15:15
 Page: 118

PGM Year: 2017
Project: 0010 - 2017 CDBG Public Services
IDIS Activity: 3172 - Shelby Township Lions Club

Status: Completed 7/25/2018 12:00:00 AM
Location: PO Box 182075 Shelby Township, MI 48318-2075
Objective: Create suitable living environments
Outcome: Availability/accessibility
Matrix Code: Food Banks (05W) **National Objective:** LMC

Initial Funding Date: 11/09/2017

Description:
 The Shelby Township Lions Club will use CDBG funds to purchase food to distribute to LMI families in Christmas Baskets.

Financing

	Fund Type	Grant Year	Grant	Funded Amount	Drawn In Program Year	Drawn Thru Program Year
CDBG	EN	2017	B17UC260005	\$5,000.00	\$5,000.00	\$5,000.00
Total	Total			\$5,000.00	\$5,000.00	\$5,000.00

Proposed Accomplishments

People (General) : 200

Actual Accomplishments

Number assisted:

	Owner		Renter		Total		Person	
	Total	Hispanic	Total	Hispanic	Total	Hispanic	Total	Hispanic
White:	0	0	0	0	0	0	235	76
Black/African American:	0	0	0	0	0	0	54	0
Asian:	0	0	0	0	0	0	23	0
American Indian/Alaskan Native:	0	0	0	0	0	0	0	0
Native Hawaiian/Other Pacific Islander:	0	0	0	0	0	0	8	0
American Indian/Alaskan Native & White:	0	0	0	0	0	0	0	0
Asian White:	0	0	0	0	0	0	22	0
Black/African American & White:	0	0	0	0	0	0	9	0
American Indian/Alaskan Native & Black/African American:	0	0	0	0	0	0	0	0
Other multi-racial:	0	0	0	0	0	0	21	0
Asian/Pacific Islander:	0	0	0	0	0	0	0	0
Hispanic:	0	0	0	0	0	0	0	0
Total:	0	0	0	0	0	0	372	76
Female-headed Households:	0		0		0			



U.S. Department of Housing and Urban Development
Office of Community Planning and Development
Integrated Disbursement and Information System
CDBG Activity Summary Report (GPR) for Program Year 2017
MACOMB COUNTY

Date: 29-Aug-2018
Time: 15:15
Page: 119

Income Category:

	Owner	Renter	Total	Person
Extremely Low	0	0	0	243
Low Mod	0	0	0	117
Moderate	0	0	0	12
Non Low Moderate	0	0	0	0
Total	0	0	0	372
Percent Low/Mod				100.0%

Annual Accomplishments

Years	Accomplishment Narrative	# Benefiting
2017	87 households/372 people received assistance.	



U.S. Department of Housing and Urban Development
 Office of Community Planning and Development
 Integrated Disbursement and Information System
 CDBG Activity Summary Report (GPR) for Program Year 2017
 MACOMB COUNTY

Date: 29-Aug-2018
 Time: 15:15
 Page: 120

PGM Year: 2017
Project: 0010 - 2017 CDBG Public Services
IDIS Activity: 3173 - Play Place for Autistic Children

Status: Canceled 7/25/2018 12:00:00 AM
Location: 41105 Technology Park Dr Sterling Heights, MI 48314-4155
Objective: Create suitable living environments
Outcome: Availability/accessibility
Matrix Code: Youth Services (05D) **National Objective:** LMC

Initial Funding Date: 02/07/2018

Description:
 CDBG funding will be used to provide autistic children from income-eligible families with access to social and recreational activities provided by Play Place for Autistic Children.

Financing
 No data returned for this view. This might be because the applied filter excludes all data.

Proposed Accomplishments

People (General) : 25

Actual Accomplishments

Number assisted:

	Owner		Renter		Total		Person	
	Total	Hispanic	Total	Hispanic	Total	Hispanic	Total	Hispanic
White:	0	0	0	0	0	0	0	0
Black/African American:	0	0	0	0	0	0	0	0
Asian:	0	0	0	0	0	0	0	0
American Indian/Alaskan Native:	0	0	0	0	0	0	0	0
Native Hawaiian/Other Pacific Islander:	0	0	0	0	0	0	0	0
American Indian/Alaskan Native & White:	0	0	0	0	0	0	0	0
Asian White:	0	0	0	0	0	0	0	0
Black/African American & White:	0	0	0	0	0	0	0	0
American Indian/Alaskan Native & Black/African American:	0	0	0	0	0	0	0	0
Other multi-racial:	0	0	0	0	0	0	0	0
Asian/Pacific Islander:	0	0	0	0	0	0	0	0



U.S. Department of Housing and Urban Development
Office of Community Planning and Development
Integrated Disbursement and Information System
CDBG Activity Summary Report (GPR) for Program Year 2017
MACOMB COUNTY

Date: 29-Aug-2018
Time: 15:15
Page: 121

Hispanic:	0	0	0	0	0	0	0	0
Total:	0	0	0	0	0	0	0	0
Female-headed Households:	0		0		0			
<i>Income Category:</i>								
	Owner	Renter	Total		Person			
Extremely Low	0	0	0		0			
Low Mod	0	0	0		0			
Moderate	0	0	0		0			
Non Low Moderate	0	0	0		0			
Total	0	0	0		0			
Percent Low/Mod								

Annual Accomplishments

No data returned for this view. This might be because the applied filter excludes all data.



U.S. Department of Housing and Urban Development
 Office of Community Planning and Development
 Integrated Disbursement and Information System
 CDBG Activity Summary Report (GPR) for Program Year 2017
 MACOMB COUNTY

Date: 29-Aug-2018
 Time: 15:15
 Page: 122

PGM Year: 2017
Project: 0011 - 2017 CDBG Public Facilities & Infrastructure
IDIS Activity: 3174 - Eastpointe Street Resurfacing

Status: Open Objective: Create suitable living environments
 Location: 23200 Gratiot Ave Eastpointe, MI 48021-1651 Outcome: Sustainability
 Matrix Code: Street Improvements (03K) National Objective: LMA

Initial Funding Date: 11/16/2017

Description:

Project includes the removal of existing asphalt surface, base repairs, ADA ramp upgrades and a new asphalt surface on Johnston from 10 Mile to Hauss.

Financing

	Fund Type	Grant Year	Grant	Funded Amount	Drawn In Program Year	Drawn Thru Program Year
CDBG	EN	2017	B17UC260005	\$118,109.00	\$0.00	\$0.00
Total	Total			\$118,109.00	\$0.00	\$0.00

Proposed Accomplishments

People (General) : 1,810
 Total Population in Service Area: 1,810
 Census Tract Percent Low / Mod: 49.17

Annual Accomplishments

Years	Accomplishment Narrative	# Benefiting
2017	Bid package is complete, to begin bid process and get street resurfacing project constructed and completed in PY 2018.	



U.S. Department of Housing and Urban Development
 Office of Community Planning and Development
 Integrated Disbursement and Information System
 CDBG Activity Summary Report (GPR) for Program Year 2017
 MACOMB COUNTY

Date: 29-Aug-2018
 Time: 15:15
 Page: 123

PGM Year: 2017
Project: 0011 - 2017 CDBG Public Facilities & Infrastructure
IDIS Activity: 3175 - Harrison Township Senior Center Improvements

Status: Open **Objective:** Create suitable living environments
Location: 26980 Ballard St Harrison Township, MI 48045-6506 **Outcome:** Sustainability
Matrix Code: Senior Centers (03A) **National Objective:** LMC

Initial Funding Date: 11/16/2017

Description:

Funding will be used to update and expand the Senior Center kitchen facility. This includes changing the layout of the existing facility to increase the kitchen area and installing new cabinets and counter tops.

Financing

	Fund Type	Grant Year	Grant	Funded Amount	Drawn In Program Year	Drawn Thru Program Year
CDBG	EN	2017	B17UC260005	\$60,061.00	\$0.00	\$0.00
Total	Total			\$60,061.00	\$0.00	\$0.00

Proposed Accomplishments

Public Facilities : 1

Actual Accomplishments

Number assisted:

	Owner		Renter		Total		Person	
	Total	Hispanic	Total	Hispanic	Total	Hispanic	Total	Hispanic
White:	0	0	0	0	0	0	0	0
Black/African American:	0	0	0	0	0	0	0	0
Asian:	0	0	0	0	0	0	0	0
American Indian/Alaskan Native:	0	0	0	0	0	0	0	0
Native Hawaiian/Other Pacific Islander:	0	0	0	0	0	0	0	0
American Indian/Alaskan Native & White:	0	0	0	0	0	0	0	0
Asian White:	0	0	0	0	0	0	0	0
Black/African American & White:	0	0	0	0	0	0	0	0
American Indian/Alaskan Native & Black/African American:	0	0	0	0	0	0	0	0
Other multi-racial:	0	0	0	0	0	0	0	0
Asian/Pacific Islander:	0	0	0	0	0	0	0	0
Hispanic:	0	0	0	0	0	0	0	0
Total:	0	0	0	0	0	0	0	0
Female-headed Households:	0		0		0			

PR03 - MACOMB COUNTY

Page: 123 of 181



U.S. Department of Housing and Urban Development
Office of Community Planning and Development
Integrated Disbursement and Information System
CDBG Activity Summary Report (GPR) for Program Year 2017
MACOMB COUNTY

Date: 29-Aug-2018
Time: 15:15
Page: 124

Income Category:

	Owner	Renter	Total	Person
Extremely Low	0	0	0	0
Low Mod	0	0	0	0
Moderate	0	0	0	0
Non Low Moderate	0	0	0	0
Total	0	0	0	0
Percent Low/Mod				

Annual Accomplishments

Years	Accomplishment Narrative	# Benefiting
2017	Contractor selected and work to be done summer/fall 2018. Project completion in 2018.	



U.S. Department of Housing and Urban Development
 Office of Community Planning and Development
 Integrated Disbursement and Information System
 CDBG Activity Summary Report (GPR) for Program Year 2017
 MACOMB COUNTY

Date: 29-Aug-2018
 Time: 15:15
 Page: 125

PGM Year: 2017
Project: 0010 - 2017 CDBG Public Services
IDIS Activity: 3176 - Harrison Township Dial-A-Ride

Status: Completed 12/15/2017 12:00:00 AM Objective: Create suitable living environments
 Location: 26980 Ballard St Harrison Township, MI 48045-6506 Outcome: Availability/accessibility
 Matrix Code: Transportation Services (05E) National Objective: LMC

Initial Funding Date: 11/16/2017

Description:
 Public service that provides bus service for senior citizens and persons with disabilities to medical appointments, shopping, and nutrition program.

Financing

	Fund Type	Grant Year	Grant	Funded Amount	Drawn In Program Year	Drawn Thru Program Year
CDBG	EN	2017	B17UC260005	\$17,521.00	\$17,521.00	\$17,521.00
Total	Total			\$17,521.00	\$17,521.00	\$17,521.00

Proposed Accomplishments

People (General) : 6,500

Actual Accomplishments

Number assisted:

	Owner		Renter		Total		Person	
	Total	Hispanic	Total	Hispanic	Total	Hispanic	Total	Hispanic
White:	0	0	0	0	0	0	1,813	58
Black/African American:	0	0	0	0	0	0	180	0
Asian:	0	0	0	0	0	0	0	0
American Indian/Alaskan Native:	0	0	0	0	0	0	0	0
Native Hawaiian/Other Pacific Islander:	0	0	0	0	0	0	0	0
American Indian/Alaskan Native & White:	0	0	0	0	0	0	10	0
Asian White:	0	0	0	0	0	0	0	0
Black/African American & White:	0	0	0	0	0	0	0	0
American Indian/Alaskan Native & Black/African American:	0	0	0	0	0	0	0	0
Other multi-racial:	0	0	0	0	0	0	0	0
Asian/Pacific Islander:	0	0	0	0	0	0	0	0
Hispanic:	0	0	0	0	0	0	0	0
Total:	0	0	0	0	0	0	2,003	58
Female-headed Households:	0		0		0			



U.S. Department of Housing and Urban Development
Office of Community Planning and Development
Integrated Disbursement and Information System
CDBG Activity Summary Report (GPR) for Program Year 2017
MACOMB COUNTY

Date: 29-Aug-2018
Time: 15:15
Page: 126

Income Category:

	Owner	Renter	Total	Person
Extremely Low	0	0	0	0
Low Mod	0	0	0	2,003
Moderate	0	0	0	0
Non Low Moderate	0	0	0	0
Total	0	0	0	2,003
Percent Low/Mod				100.0%

Annual Accomplishments

Years	Accomplishment Narrative	# Benefiting
2017	Funds provided to run a transportation program which takes senior citizens and persons with disabilities to medical appointments, shopping and nutrition programs.	



U.S. Department of Housing and Urban Development
 Office of Community Planning and Development
 Integrated Disbursement and Information System
 CDBG Activity Summary Report (GPR) for Program Year 2017
 MACOMB COUNTY

Date: 29-Aug-2018
 Time: 15:15
 Page: 127

PGM Year: 2017
Project: 0011 - 2017 CDBG Public Facilities & Infrastructure
IDIS Activity: 3177 - Center Line Memorial Park Improvement Project

Status: Completed 5/11/2018 12:00:00 AM Objective: Create suitable living environments
 Location: 25355 Lawrence Center Line, MI 48015-1158 Outcome: Sustainability
 Matrix Code: Parks, Recreational Facilities (03F) National Objective: LMA

Initial Funding Date: 11/16/2017

Description:
 Funding will be used to renovate outdated and dilapidated restroom facilities in Memorial Park.

Financing

	Fund Type	Grant Year	Grant	Funded Amount	Drawn In Program Year	Drawn Thru Program Year
CDBG	EN	2017	B17UC260005	\$105,360.00	\$105,360.00	\$105,360.00
Total	Total			\$105,360.00	\$105,360.00	\$105,360.00

Proposed Accomplishments

Public Facilities : 1
 Total Population in Service Area: 8,215
 Census Tract Percent Low / Mod: 50.64

Annual Accomplishments

Years	Accomplishment Narrative	# Benefiting
2017	Construction completed on Center Line Memorial Park facilities as of 2018-04-23.	



U.S. Department of Housing and Urban Development
 Office of Community Planning and Development
 Integrated Disbursement and Information System
 CDBG Activity Summary Report (GPR) for Program Year 2017
 MACOMB COUNTY

Date: 29-Aug-2018
 Time: 15:15
 Page: 128

PGM Year: 2017
Project: 0007 - 2017 CDBG Administration
IDIS Activity: 3178 - Fair Housing Center of Metropolitan Detroit

Status: Completed 7/17/2018 12:00:00 AM
Location: ,

Objective:
Outcome:
Matrix Code: Fair Housing Activities (subject to 20% Admin Cap) (21D) **National Objective:**

Initial Funding Date: 11/20/2017

Description:
 CDBG funding will be used for investigations and training.

Financing

	Fund Type	Grant Year	Grant	Funded Amount	Drawn In Program Year	Drawn Thru Program Year
CDBG	EN	2017	B17UC260005	\$875.00	\$875.00	\$875.00
	PI			\$2,725.00	\$2,725.00	\$2,725.00
Total	Total			\$3,600.00	\$3,600.00	\$3,600.00

Proposed Accomplishments

Actual Accomplishments

Number assisted:	Owner		Renter		Total		Person	
	Total	Hispanic	Total	Hispanic	Total	Hispanic	Total	Hispanic
White:					0	0		
Black/African American:					0	0		
Asian:					0	0		
American Indian/Alaskan Native:					0	0		
Native Hawaiian/Other Pacific Islander:					0	0		
American Indian/Alaskan Native & White:					0	0		
Asian White:					0	0		
Black/African American & White:					0	0		
American Indian/Alaskan Native & Black/African American:					0	0		
Other multi-racial:					0	0		
Asian/Pacific Islander:					0	0		
Hispanic:					0	0		
Total:	0	0	0	0	0	0	0	0
Female-headed Households:					0			



U.S. Department of Housing and Urban Development
Office of Community Planning and Development
Integrated Disbursement and Information System
CDBG Activity Summary Report (GPR) for Program Year 2017
MACOMB COUNTY

Date: 29-Aug-2018
Time: 15:15
Page: 129

Income Category:

	Owner	Renter	Total	Person
Extremely Low			0	
Low Mod			0	
Moderate			0	
Non Low Moderate			0	
Total	0	0	0	0
Percent Low/Mod				

Annual Accomplishments

No data returned for this view. This might be because the applied filter excludes all data.



U.S. Department of Housing and Urban Development
 Office of Community Planning and Development
 Integrated Disbursement and Information System
 CDBG Activity Summary Report (GPR) for Program Year 2017
 MACOMB COUNTY

Date: 29-Aug-2018
 Time: 15:15
 Page: 130

PGM Year: 2017
Project: 0010 - 2017 CDBG Public Services
IDIS Activity: 3179 - Armada Twp Senior Programs

Status: Completed 5/11/2018 12:00:00 AM
Location: 75400 North Ave Armada, MI 48005-4723
Objective: Create suitable living environments
Outcome: Availability/accessibility
Matrix Code: Senior Services (05A) **National Objective:** LMC

Initial Funding Date: 11/21/2017

Description:
 Funds will be used to support programming at the Armada Township Senior Center

Financing

	Fund Type	Grant Year	Grant	Funded Amount	Drawn In Program Year	Drawn Thru Program Year
CDBG	EN	2017	B17UC260005	\$299.54	\$299.54	\$299.54
Total	Total			\$299.54	\$299.54	\$299.54

Proposed Accomplishments

People (General) : 75

Actual Accomplishments

Number assisted:

	Owner		Renter		Total		Person	
	Total	Hispanic	Total	Hispanic	Total	Hispanic	Total	Hispanic
White:	0	0	0	0	0	0	325	2
Black/African American:	0	0	0	0	0	0	8	0
Asian:	0	0	0	0	0	0	0	0
American Indian/Alaskan Native:	0	0	0	0	0	0	0	0
Native Hawaiian/Other Pacific Islander:	0	0	0	0	0	0	4	0
American Indian/Alaskan Native & White:	0	0	0	0	0	0	0	0
Asian White:	0	0	0	0	0	0	0	0
Black/African American & White:	0	0	0	0	0	0	0	0
American Indian/Alaskan Native & Black/African American:	0	0	0	0	0	0	0	0
Other multi-racial:	0	0	0	0	0	0	0	0
Asian/Pacific Islander:	0	0	0	0	0	0	0	0
Hispanic:	0	0	0	0	0	0	0	0
Total:	0	0	0	0	0	0	337	2
Female-headed Households:	0		0		0			



U.S. Department of Housing and Urban Development
Office of Community Planning and Development
Integrated Disbursement and Information System
CDBG Activity Summary Report (GPR) for Program Year 2017
MACOMB COUNTY

Date: 29-Aug-2018
Time: 15:15
Page: 131

Income Category:

	Owner	Renter	Total	Person
Extremely Low	0	0	0	0
Low Mod	0	0	0	0
Moderate	0	0	0	337
Non Low Moderate	0	0	0	0
Total	0	0	0	337
Percent Low/Mod				100.0%

Annual Accomplishments

Years	Accomplishment Narrative	# Benefiting
2017	Equipment purchased to support senior programs at Armada Twp Senior Center.	



U.S. Department of Housing and Urban Development
 Office of Community Planning and Development
 Integrated Disbursement and Information System
 CDBG Activity Summary Report (GPR) for Program Year 2017
 MACOMB COUNTY

Date: 29-Aug-2018
 Time: 15:15
 Page: 132

PGM Year: 2017
Project: 0008 - 2017 CDBG Housing Rehabilitation
IDIS Activity: 3180 - Minor Home Repair

Status: Open Objective: Provide decent affordable housing
 Location: Address Suppressed Outcome: Sustainability
 Matrix Code: Rehab; Single-Unit Residential (14A) National Objective: LMH

Initial Funding Date: 11/21/2017

Description:

Funding will be used to provide eligible owner-occupants of housing with assistance to make minor home repairs. The service area for this activity includes Armada Township, Armada Village, Mount Clemens, Shelby Township, Washington Township, and New Haven. Assistance will be limited to \$500 per household. Budget includes project delivery costs.

Financing

	Fund Type	Grant Year	Grant	Funded Amount	Drawn In Program Year	Drawn Thru Program Year
CDBG	EN	2017	B17UC260005	\$81,306.00	\$30,153.25	\$30,153.25
Total	Total			\$81,306.00	\$30,153.25	\$30,153.25

Proposed Accomplishments

Housing Units : 100

Actual Accomplishments

Number assisted:

	Owner		Renter		Total		Person	
	Total	Hispanic	Total	Hispanic	Total	Hispanic	Total	Hispanic
White:	27	0	0	0	27	0	0	0
Black/African American:	9	0	0	0	9	0	0	0
Asian:	0	0	0	0	0	0	0	0
American Indian/Alaskan Native:	0	0	0	0	0	0	0	0
Native Hawaiian/Other Pacific Islander:	0	0	0	0	0	0	0	0
American Indian/Alaskan Native & White:	0	0	0	0	0	0	0	0
Asian White:	0	0	0	0	0	0	0	0
Black/African American & White:	0	0	0	0	0	0	0	0
American Indian/Alaskan Native & Black/African American:	0	0	0	0	0	0	0	0
Other multi-racial:	0	0	0	0	0	0	0	0
Asian/Pacific Islander:	0	0	0	0	0	0	0	0
Hispanic:	0	0	0	0	0	0	0	0
Total:	36	0	0	0	36	0	0	0

PR03 - MACOMB COUNTY

Page: 132 of 181



U.S. Department of Housing and Urban Development
 Office of Community Planning and Development
 Integrated Disbursement and Information System
 CDBG Activity Summary Report (GPR) for Program Year 2017
 MACOMB COUNTY

Date: 29-Aug-2018
 Time: 15:15
 Page: 133

Female-headed Households:			15	0	15
<i>Income Category:</i>					
	Owner	Renter	Total	Person	
Extremely Low	35	0	35	0	
Low Mod	0	0	0	0	
Moderate	1	0	1	0	
Non Low Moderate	0	0	0	0	
Total	36	0	36	0	
Percent Low/Mod	100.0%		100.0%		

Annual Accomplishments

Years	Accomplishment Narrative	# Benefiting
2017		



U.S. Department of Housing and Urban Development
 Office of Community Planning and Development
 Integrated Disbursement and Information System
 CDBG Activity Summary Report (GPR) for Program Year 2017
 MACOMB COUNTY

Date: 29-Aug-2018
 Time: 15:15
 Page: 134

PGM Year: 2017
Project: 0011 - 2017 CDBG Public Facilities & Infrastructure
IDIS Activity: 3181 - Chesterfield Senior Center HVAC

Status: Completed 5/15/2018 12:00:00 AM
Location: 47275 Sugarbush Rd Chesterfield, MI 48047-5156
Objective: Create suitable living environments
Outcome: Sustainability
Matrix Code: Senior Centers (03A) **National Objective:** LMC

Initial Funding Date: 11/22/2017

Description:
 Funding will be used to replace the HVAC unit that services the Senior Center.

Financing

	Fund Type	Grant Year	Grant	Funded Amount	Drawn In Program Year	Drawn Thru Program Year
CDBG	EN	2017	B17UC260005	\$99,736.78	\$99,736.78	\$99,736.78
Total	Total			\$99,736.78	\$99,736.78	\$99,736.78

Proposed Accomplishments

Public Facilities : 1

Actual Accomplishments

Number assisted:

	Owner		Renter		Total		Person	
	Total	Hispanic	Total	Hispanic	Total	Hispanic	Total	Hispanic
White:	0	0	0	0	0	0	667	0
Black/African American:	0	0	0	0	0	0	15	0
Asian:	0	0	0	0	0	0	1	0
American Indian/Alaskan Native:	0	0	0	0	0	0	4	0
Native Hawaiian/Other Pacific Islander:	0	0	0	0	0	0	4	0
American Indian/Alaskan Native & White:	0	0	0	0	0	0	0	0
Asian White:	0	0	0	0	0	0	0	0
Black/African American & White:	0	0	0	0	0	0	0	0
American Indian/Alaskan Native & Black/African American:	0	0	0	0	0	0	0	0
Other multi-racial:	0	0	0	0	0	0	6	6
Asian/Pacific Islander:	0	0	0	0	0	0	0	0
Hispanic:	0	0	0	0	0	0	0	0
Total:	0	0	0	0	0	0	697	6
Female-headed Households:	0		0		0			



U.S. Department of Housing and Urban Development
Office of Community Planning and Development
Integrated Disbursement and Information System
CDBG Activity Summary Report (GPR) for Program Year 2017
MACOMB COUNTY

Date: 29-Aug-2018
Time: 15:15
Page: 135

Income Category:

	Owner	Renter	Total	Person
Extremely Low	0	0	0	0
Low Mod	0	0	0	0
Moderate	0	0	0	697
Non Low Moderate	0	0	0	0
Total	0	0	0	697
Percent Low/Mod				100.0%

Annual Accomplishments

Years	Accomplishment Narrative	# Benefiting
2018	New HVAC system completed in Apr 2018.	



U.S. Department of Housing and Urban Development
 Office of Community Planning and Development
 Integrated Disbursement and Information System
 CDBG Activity Summary Report (GPR) for Program Year 2017
 MACOMB COUNTY

Date: 29-Aug-2018
 Time: 15:15
 Page: 136

PGM Year: 2017
Project: 0011 - 2017 CDBG Public Facilities & Infrastructure
IDIS Activity: 3182 - Chesterfield Fire Hydrants

Status: Completed 2/9/2018 12:00:00 AM
Location: 47275 Sugarbush Rd Chesterfield, MI 48047-5156
Objective: Create suitable living environments
Outcome: Sustainability
Matrix Code: Water/Sewer Improvements (03J) **National Objective:** LMA

Initial Funding Date: 11/22/2017

Description:

Funding will be used to replace fire hydrants in the low-income areas of Georgetown Apartments, Raleigh Place Condos, and Aspen Creek Apartments. DPW employees will supply the labor.

Financing

	Fund Type	Grant Year	Grant	Funded Amount	Drawn In Program Year	Drawn Thru Program Year
CDBG	EN	2017	B17UC260005	\$2,526.22	\$2,526.22	\$2,526.22
Total	Total			\$2,526.22	\$2,526.22	\$2,526.22

Proposed Accomplishments

People (General) : 1,315
 Total Population in Service Area: 1,315
 Census Tract Percent Low / Mod: 84.41

Annual Accomplishments

Years	Accomplishment Narrative	# Benefiting
2017	Hydrant purchased and installed.	



U.S. Department of Housing and Urban Development
 Office of Community Planning and Development
 Integrated Disbursement and Information System
 CDBG Activity Summary Report (GPR) for Program Year 2017
 MACOMB COUNTY

Date: 29-Aug-2018
 Time: 15:15
 Page: 137

PGM Year: 2017
Project: 0010 - 2017 CDBG Public Services
IDIS Activity: 3183 - Chesterfield Senior Center Programs

Status: Completed 1/3/2018 12:00:00 AM
Location: 47275 Sugarbush Rd Chesterfield, MI 48047-5156
Objective: Create suitable living environments
Outcome: Sustainability
Matrix Code: Senior Services (05A) **National Objective:** LMC

Initial Funding Date: 11/22/2017

Description:
 Funds will help support the operation of the Chesterfield Senior Center as an outreach to the senior citizens of the Township.

Financing

	Fund Type	Grant Year	Grant	Funded Amount	Drawn In Program Year	Drawn Thru Program Year
CDBG	EN	2017	B17UC260005	\$85.00	\$85.00	\$85.00
Total	Total			\$85.00	\$85.00	\$85.00

Proposed Accomplishments

People (General) : 2,577

Actual Accomplishments

Number assisted:

	Owner		Renter		Total		Person	
	Total	Hispanic	Total	Hispanic	Total	Hispanic	Total	Hispanic
White:	0	0	0	0	0	0	1,174	0
Black/African American:	0	0	0	0	0	0	22	0
Asian:	0	0	0	0	0	0	10	0
American Indian/Alaskan Native:	0	0	0	0	0	0	10	0
Native Hawaiian/Other Pacific Islander:	0	0	0	0	0	0	8	0
American Indian/Alaskan Native & White:	0	0	0	0	0	0	0	0
Asian White:	0	0	0	0	0	0	0	0
Black/African American & White:	0	0	0	0	0	0	0	0
American Indian/Alaskan Native & Black/African American:	0	0	0	0	0	0	0	0
Other multi-racial:	0	0	0	0	0	0	8	8
Asian/Pacific Islander:	0	0	0	0	0	0	0	0
Hispanic:	0	0	0	0	0	0	0	0
Total:	0	0	0	0	0	0	1,232	8
Female-headed Households:	0		0		0			



U.S. Department of Housing and Urban Development
Office of Community Planning and Development
Integrated Disbursement and Information System
CDBG Activity Summary Report (GPR) for Program Year 2017
MACOMB COUNTY

Date: 29-Aug-2018
Time: 15:15
Page: 138

Income Category:

	Owner	Renter	Total	Person
Extremely Low	0	0	0	0
Low Mod	0	0	0	0
Moderate	0	0	0	1,232
Non Low Moderate	0	0	0	0
Total	0	0	0	1,232
Percent Low/Mod				100.0%

Annual Accomplishments

Years	Accomplishment Narrative	# Benefiting
2017	Floors cleaned, post-new floor installation.	



U.S. Department of Housing and Urban Development
 Office of Community Planning and Development
 Integrated Disbursement and Information System
 CDBG Activity Summary Report (GPR) for Program Year 2017
 MACOMB COUNTY

Date: 29-Aug-2018
 Time: 15:15
 Page: 139

PGM Year: 2016
Project: 0013 - 2016 CDBG Public Facilities and Infrastructure Improvements
IDIS Activity: 3184 - Chesterfield Senior Center Flooring

Status: Completed 1/3/2018 12:00:00 AM
Location: 47275 Sugarbush Rd Chesterfield, MI 48047-5156
Objective: Create suitable living environments
Outcome: Availability/accessibility
Matrix Code: Senior Centers (03A) **National Objective:** LMC

Initial Funding Date: 12/07/2017

Description:
 Installation of vinyl plank flooring at the Senior Center

Financing

	Fund Type	Grant Year	Grant	Funded Amount	Drawn In Program Year	Drawn Thru Program Year
CDBG	EN	2016	B16UC260005	\$27,839.00	\$27,839.00	\$27,839.00
Total	Total			\$27,839.00	\$27,839.00	\$27,839.00

Proposed Accomplishments

Public Facilities : 1

Actual Accomplishments

Number assisted:

	Owner		Renter		Total		Person	
	Total	Hispanic	Total	Hispanic	Total	Hispanic	Total	Hispanic
White:	0	0	0	0	0	0	1,174	0
Black/African American:	0	0	0	0	0	0	22	0
Asian:	0	0	0	0	0	0	10	0
American Indian/Alaskan Native:	0	0	0	0	0	0	10	0
Native Hawaiian/Other Pacific Islander:	0	0	0	0	0	0	8	0
American Indian/Alaskan Native & White:	0	0	0	0	0	0	0	0
Asian White:	0	0	0	0	0	0	0	0
Black/African American & White:	0	0	0	0	0	0	0	0
American Indian/Alaskan Native & Black/African American:	0	0	0	0	0	0	0	0
Other multi-racial:	0	0	0	0	0	0	8	8
Asian/Pacific Islander:	0	0	0	0	0	0	0	0
Hispanic:	0	0	0	0	0	0	0	0
Total:	0	0	0	0	0	0	1,232	8
Female-headed Households:	0		0		0			



U.S. Department of Housing and Urban Development
Office of Community Planning and Development
Integrated Disbursement and Information System
CDBG Activity Summary Report (GPR) for Program Year 2017
MACOMB COUNTY

Date: 29-Aug-2018
Time: 15:15
Page: 140

Income Category:

	Owner	Renter	Total	Person
Extremely Low	0	0	0	0
Low Mod	0	0	0	0
Moderate	0	0	0	1,232
Non Low Moderate	0	0	0	0
Total	0	0	0	1,232
Percent Low/Mod				100.0%

Annual Accomplishments

Years	Accomplishment Narrative	# Benefiting
2017	Installation of the flooring was completed October 2017.	



U.S. Department of Housing and Urban Development
 Office of Community Planning and Development
 Integrated Disbursement and Information System
 CDBG Activity Summary Report (GPR) for Program Year 2017
 MACOMB COUNTY

Date: 29-Aug-2018
 Time: 15:15
 Page: 141

PGM Year: 2017
Project: 0010 - 2017 CDBG Public Services
IDIS Activity: 3185 - Shelby Twp Senior Operations

Status: Completed 1/3/2018 12:00:00 AM Objective: Create suitable living environments
 Location: 51670 Van Dyke Ave Shelby Township, MI 48316-4448 Outcome: Availability/accessibility
 Matrix Code: Senior Services (05A) National Objective: LMC

Initial Funding Date: 12/08/2017

Description:
 The activity provides funding to help offset the township's cost of operating and maintaining the senior center.

Financing

	Fund Type	Grant Year	Grant	Funded Amount	Drawn In Program Year	Drawn Thru Program Year
CDBG	EN	2017	B17UC260005	\$4,000.00	\$4,000.00	\$4,000.00
Total	Total			\$4,000.00	\$4,000.00	\$4,000.00

Proposed Accomplishments

People (General) : 10,696

Actual Accomplishments

Number assisted:

	Owner		Renter		Total		Person	
	Total	Hispanic	Total	Hispanic	Total	Hispanic	Total	Hispanic
White:	0	0	0	0	0	0	1,381	0
Black/African American:	0	0	0	0	0	0	48	0
Asian:	0	0	0	0	0	0	51	0
American Indian/Alaskan Native:	0	0	0	0	0	0	0	0
Native Hawaiian/Other Pacific Islander:	0	0	0	0	0	0	0	0
American Indian/Alaskan Native & White:	0	0	0	0	0	0	0	0
Asian White:	0	0	0	0	0	0	0	0
Black/African American & White:	0	0	0	0	0	0	0	0
American Indian/Alaskan Native & Black/African American:	0	0	0	0	0	0	0	0
Other multi-racial:	0	0	0	0	0	0	65	37
Asian/Pacific Islander:	0	0	0	0	0	0	0	0
Hispanic:	0	0	0	0	0	0	0	0
Total:	0	0	0	0	0	0	1,545	37
Female-headed Households:	0		0		0			



U.S. Department of Housing and Urban Development
Office of Community Planning and Development
Integrated Disbursement and Information System
CDBG Activity Summary Report (GPR) for Program Year 2017
MACOMB COUNTY

Date: 29-Aug-2018
Time: 15:15
Page: 142

Income Category:

	Owner	Renter	Total	Person
Extremely Low	0	0	0	0
Low Mod	0	0	0	0
Moderate	0	0	0	1,545
Non Low Moderate	0	0	0	0
Total	0	0	0	1,545
Percent Low/Mod				100.0%

Annual Accomplishments

Years	Accomplishment Narrative	# Benefiting
2017	Funding paid for utilities and senior activities	



U.S. Department of Housing and Urban Development
 Office of Community Planning and Development
 Integrated Disbursement and Information System
 CDBG Activity Summary Report (GPR) for Program Year 2017
 MACOMB COUNTY

Date: 29-Aug-2018
 Time: 15:15
 Page: 143

PGM Year: 2017
Project: 0010 - 2017 CDBG Public Services
IDIS Activity: 3187 - Macomb Township Senior Center Activities

Status: Completed 8/6/2018 12:00:00 AM Objective: Create suitable living environments
 Location: 51210 Alma Rd Macomb Township, MI 48042-5689 Outcome: Availability/accessibility
 Matrix Code: Senior Services (05A) National Objective: LMC

Initial Funding Date: 12/08/2017

Description:

Funding to be used for wages, building services, maintenance, and miscellaneous equipment and services.
 Supplies and refreshments for senior citizen programs and events as applicable, eligible, and not funded by other outside means may also be charged to this activity.

Financing

	Fund Type	Grant Year	Grant	Funded Amount	Drawn In Program Year	Drawn Thru Program Year
CDBG	EN	2017	B17UC260005	\$24,974.69	\$24,974.69	\$24,974.69
Total	Total			\$24,974.69	\$24,974.69	\$24,974.69

Proposed Accomplishments

People (General) : 2,000

Actual Accomplishments

Number assisted:

	Owner		Renter		Total		Person	
	Total	Hispanic	Total	Hispanic	Total	Hispanic	Total	Hispanic
White:	0	0	0	0	0	0	530	0
Black/African American:	0	0	0	0	0	0	5	0
Asian:	0	0	0	0	0	0	2	0
American Indian/Alaskan Native:	0	0	0	0	0	0	0	0
Native Hawaiian/Other Pacific Islander:	0	0	0	0	0	0	0	0
American Indian/Alaskan Native & White:	0	0	0	0	0	0	0	0
Asian White:	0	0	0	0	0	0	0	0
Black/African American & White:	0	0	0	0	0	0	0	0
American Indian/Alaskan Native & Black/African American:	0	0	0	0	0	0	0	0
Other multi-racial:	0	0	0	0	0	0	1	0
Asian/Pacific Islander:	0	0	0	0	0	0	0	0
Hispanic:	0	0	0	0	0	0	0	0
Total:	0	0	0	0	0	0	538	0
Female-headed Households:	0		0		0			

PR03 - MACOMB COUNTY

Page: 143 of 181



U.S. Department of Housing and Urban Development
Office of Community Planning and Development
Integrated Disbursement and Information System
CDBG Activity Summary Report (GPR) for Program Year 2017
MACOMB COUNTY

Date: 29-Aug-2018
Time: 15:15
Page: 144

Income Category:

	Owner	Renter	Total	Person
Extremely Low	0	0	0	0
Low Mod	0	0	0	0
Moderate	0	0	0	538
Non Low Moderate	0	0	0	0
Total	0	0	0	538
Percent Low/Mod				100.0%

Annual Accomplishments

Years	Accomplishment Narrative	# Benefiting
2017	Funding paid for staffing for senior center meals and activities. Jul-Sep 2017: 252 seniors served. Jul-Dec 2017: 325 seniors served. Jul 2017-Mar 2018: 433 seniors served. Jul 2017-Jun 2018: 538 seniors served.	



U.S. Department of Housing and Urban Development
 Office of Community Planning and Development
 Integrated Disbursement and Information System
 CDBG Activity Summary Report (GPR) for Program Year 2017
 MACOMB COUNTY

Date: 29-Aug-2018
 Time: 15:15
 Page: 145

PGM Year: 2017
Project: 0010 - 2017 CDBG Public Services
IDIS Activity: 3188 - Ray Township Senior Program

Status: Completed 1/3/2018 12:00:00 AM
Location: 64255 Wolcott Rd Ray Township, MI 48096-2433
Objective: Create suitable living environments
Outcome: Availability/accessibility
Matrix Code: Senior Services (05A) **National Objective:** LMC

Initial Funding Date: 12/08/2017

Description:
 Wages for senior center staff that provide programs and activities for seniors.

Financing

	Fund Type	Grant Year	Grant	Funded Amount	Drawn In Program Year	Drawn Thru Program Year
CDBG	EN	2017	B17UC260005	\$2,500.00	\$2,500.00	\$2,500.00
Total	Total			\$2,500.00	\$2,500.00	\$2,500.00

Proposed Accomplishments

People (General) : 425

Actual Accomplishments

Number assisted:

	Owner		Renter		Total		Person	
	Total	Hispanic	Total	Hispanic	Total	Hispanic	Total	Hispanic
White:	0	0	0	0	0	0	398	31
Black/African American:	0	0	0	0	0	0	7	0
Asian:	0	0	0	0	0	0	13	0
American Indian/Alaskan Native:	0	0	0	0	0	0	0	0
Native Hawaiian/Other Pacific Islander:	0	0	0	0	0	0	0	0
American Indian/Alaskan Native & White:	0	0	0	0	0	0	5	0
Asian White:	0	0	0	0	0	0	0	0
Black/African American & White:	0	0	0	0	0	0	0	0
American Indian/Alaskan Native & Black/African American:	0	0	0	0	0	0	0	0
Other multi-racial:	0	0	0	0	0	0	2	0
Asian/Pacific Islander:	0	0	0	0	0	0	0	0
Hispanic:	0	0	0	0	0	0	0	0
Total:	0	0	0	0	0	0	425	31
Female-headed Households:	0		0		0			



U.S. Department of Housing and Urban Development
Office of Community Planning and Development
Integrated Disbursement and Information System
CDBG Activity Summary Report (GPR) for Program Year 2017
MACOMB COUNTY

Date: 29-Aug-2018
Time: 15:15
Page: 146

Income Category:

	Owner	Renter	Total	Person
Extremely Low	0	0	0	15
Low Mod	0	0	0	174
Moderate	0	0	0	236
Non Low Moderate	0	0	0	0
Total	0	0	0	425
Percent Low/Mod				100.0%

Annual Accomplishments

Years	Accomplishment Narrative	# Benefiting
2017	Funds used for wages to provide senior activities.	



U.S. Department of Housing and Urban Development
 Office of Community Planning and Development
 Integrated Disbursement and Information System
 CDBG Activity Summary Report (GPR) for Program Year 2017
 MACOMB COUNTY

Date: 29-Aug-2018
 Time: 15:15
 Page: 147

PGM Year: 2017
Project: 0010 - 2017 CDBG Public Services
IDIS Activity: 3189 - Richmond City Senior Services Coordinator

Status: Completed 2/9/2018 12:00:00 AM
 Location: 36164 Festival Dr Richmond, MI 48062-1299
 Objective: Create suitable living environments
 Outcome: Availability/accessibility
 Matrix Code: Senior Services (05A) National Objective: LMC

Initial Funding Date: 12/08/2017

Description:
 Funding will be used for wages for the Senior Center Coordinator.

Financing

	Fund Type	Grant Year	Grant	Funded Amount	Drawn In Program Year	Drawn Thru Program Year
CDBG	EN	2017	B17UC260005	\$4,000.00	\$4,000.00	\$4,000.00
Total	Total			\$4,000.00	\$4,000.00	\$4,000.00

Proposed Accomplishments

People (General) : 100

Actual Accomplishments

Number assisted:

	Owner		Renter		Total		Person	
	Total	Hispanic	Total	Hispanic	Total	Hispanic	Total	Hispanic
White:	0	0	0	0	0	0	9	0
Black/African American:	0	0	0	0	0	0	0	0
Asian:	0	0	0	0	0	0	0	0
American Indian/Alaskan Native:	0	0	0	0	0	0	0	0
Native Hawaiian/Other Pacific Islander:	0	0	0	0	0	0	0	0
American Indian/Alaskan Native & White:	0	0	0	0	0	0	3	0
Asian White:	0	0	0	0	0	0	0	0
Black/African American & White:	0	0	0	0	0	0	0	0
American Indian/Alaskan Native & Black/African American:	0	0	0	0	0	0	0	0
Other multi-racial:	0	0	0	0	0	0	0	0
Asian/Pacific Islander:	0	0	0	0	0	0	0	0
Hispanic:	0	0	0	0	0	0	0	0
Total:	0	0	0	0	0	0	12	0
Female-headed Households:	0		0		0			



U.S. Department of Housing and Urban Development
Office of Community Planning and Development
Integrated Disbursement and Information System
CDBG Activity Summary Report (GPR) for Program Year 2017
MACOMB COUNTY

Date: 29-Aug-2018
Time: 15:15
Page: 148

Income Category:

	Owner	Renter	Total	Person
Extremely Low	0	0	0	0
Low Mod	0	0	0	0
Moderate	0	0	0	12
Non Low Moderate	0	0	0	0
Total	0	0	0	12
Percent Low/Mod				100.0%

Annual Accomplishments

Years	Accomplishment Narrative	# Benefiting
2017	Funding used for wages to provide senior activities and lunches.	



U.S. Department of Housing and Urban Development
 Office of Community Planning and Development
 Integrated Disbursement and Information System
 CDBG Activity Summary Report (GPR) for Program Year 2017
 MACOMB COUNTY

Date: 29-Aug-2018
 Time: 15:15
 Page: 149

PGM Year: 2017
Project: 0011 - 2017 CDBG Public Facilities & Infrastructure
IDIS Activity: 3191 - Shelby Twp Auburn Road Landscaping - 2017

Status: Open Objective: Create suitable living environments
 Location: 52700 Van Dyke Ave Shelby Township, MI 48316-3556 Outcome: Sustainability
 Matrix Code: Street Improvements (03K) National Objective: SBS

Initial Funding Date: 12/18/2017

Description:
 This project involves planting street trees and other landscaping along both sides of Auburn Road between Ryan Road and Dequindre.

Financing

	Fund Type	Grant Year	Grant	Funded Amount	Drawn In Program Year	Drawn Thru Program Year
CDBG	EN	2017	B17UC260005	\$60,000.00	\$50,807.09	\$50,807.09
Total	Total			\$60,000.00	\$50,807.09	\$50,807.09

Proposed Accomplishments

People (General) : 80

Annual Accomplishments

Years	Accomplishment Narrative	# Benefiting
2017	The bulk of the work was completed by Dec 2017, with additional tasks in spring 2018. The remaining maintenance work will be completed in July 2018.	



U.S. Department of Housing and Urban Development
 Office of Community Planning and Development
 Integrated Disbursement and Information System
 CDBG Activity Summary Report (GPR) for Program Year 2017
 MACOMB COUNTY

Date: 29-Aug-2018
 Time: 15:15
 Page: 150

PGM Year: 2016
Project: 0013 - 2016 CDBG Public Facilities and Infrastructure Improvements
IDIS Activity: 3192 - Harrison Senior Center Driveway Improvements

Status: Completed 1/3/2018 12:00:00 AM Objective: Create suitable living environments
 Location: 26980 Ballard St Harrison Township, MI 48045-6506 Outcome: Availability/accessibility
 Matrix Code: Senior Centers (03A) National Objective: LMC

Initial Funding Date: 12/18/2017

Description:
 Funding will be used for the installation of a bus loop and improved handicap parking for the Senior Center.
 The bus loop and improved handicap parking will provide safer building access for seniors.

Financing

	Fund Type	Grant Year	Grant	Funded Amount	Drawn In Program Year	Drawn Thru Program Year
CDBG	EN	2016	B16UC260005	\$56,677.00	\$56,677.00	\$56,677.00
Total	Total			\$56,677.00	\$56,677.00	\$56,677.00

Proposed Accomplishments

Public Facilities : 1

Actual Accomplishments

Number assisted:

	Owner		Renter		Total		Person	
	Total	Hispanic	Total	Hispanic	Total	Hispanic	Total	Hispanic
White:	0	0	0	0	0	0	127	5
Black/African American:	0	0	0	0	0	0	10	0
Asian:	0	0	0	0	0	0	0	0
American Indian/Alaskan Native:	0	0	0	0	0	0	0	0
Native Hawaiian/Other Pacific Islander:	0	0	0	0	0	0	0	0
American Indian/Alaskan Native & White:	0	0	0	0	0	0	4	0
Asian White:	0	0	0	0	0	0	0	0
Black/African American & White:	0	0	0	0	0	0	0	0
American Indian/Alaskan Native & Black/African American:	0	0	0	0	0	0	0	0
Other multi-racial:	0	0	0	0	0	0	0	0
Asian/Pacific Islander:	0	0	0	0	0	0	0	0
Hispanic:	0	0	0	0	0	0	0	0
Total:	0	0	0	0	0	0	141	5
Female-headed Households:	0		0		0			

PR03 - MACOMB COUNTY

Page: 150 of 181



U.S. Department of Housing and Urban Development
Office of Community Planning and Development
Integrated Disbursement and Information System
CDBG Activity Summary Report (GPR) for Program Year 2017
MACOMB COUNTY

Date: 29-Aug-2018
Time: 15:15
Page: 151

Income Category:

	Owner	Renter	Total	Person
Extremely Low	0	0	0	0
Low Mod	0	0	0	0
Moderate	0	0	0	141
Non Low Moderate	0	0	0	0
Total	0	0	0	141
Percent Low/Mod				100.0%

Annual Accomplishments

Years	Accomplishment Narrative	# Benefiting
2017	Construction on the driveway was completed October 2017.	



U.S. Department of Housing and Urban Development
 Office of Community Planning and Development
 Integrated Disbursement and Information System
 CDBG Activity Summary Report (GPR) for Program Year 2017
 MACOMB COUNTY

Date: 29-Aug-2018
 Time: 15:15
 Page: 152

PGM Year: 2016
Project: 0013 - 2016 CDBG Public Facilities and Infrastructure Improvements
IDIS Activity: 3193 - Utica Riverside 175 - Senior Housing Improvements

Status: Completed 8/14/2018 12:00:00 AM
 Location: 7650 Greeley St Utica, MI 48317-5440
 Objective: Provide decent affordable housing
 Outcome: Sustainability
 Matrix Code: Rehab; Other Publicly-Owned Residential Buildings (14D)
 National Objective: LMH

Initial Funding Date: 12/18/2017

Description:

The City of Utica is using CDBG funds to improve Riverside 175. Riverside 175 is senior housing owned by the City. Improvements will include concrete work and installation of new door walls.

Financing

	Fund Type	Grant Year	Grant	Funded Amount	Drawn In Program Year	Drawn Thru Program Year
CDBG	EN	2016	B16UC260005	\$8,685.00	\$8,685.00	\$8,685.00
Total	Total			\$8,685.00	\$8,685.00	\$8,685.00

Proposed Accomplishments

Housing Units : 54

Actual Accomplishments

Number assisted:

	Owner		Renter		Total		Person	
	Total	Hispanic	Total	Hispanic	Total	Hispanic	Total	Hispanic
White:	0	0	44	0	44	0	0	0
Black/African American:	0	0	1	0	1	0	0	0
Asian:	0	0	0	0	0	0	0	0
American Indian/Alaskan Native:	0	0	0	0	0	0	0	0
Native Hawaiian/Other Pacific Islander:	0	0	0	0	0	0	0	0
American Indian/Alaskan Native & White:	0	0	0	0	0	0	0	0
Asian White:	0	0	0	0	0	0	0	0
Black/African American & White:	0	0	0	0	0	0	0	0
American Indian/Alaskan Native & Black/African American:	0	0	0	0	0	0	0	0
Other multi-racial:	0	0	9	0	9	0	0	0
Asian/Pacific Islander:	0	0	0	0	0	0	0	0
Hispanic:	0	0	0	0	0	0	0	0
Total:	0	0	54	0	54	0	0	0



U.S. Department of Housing and Urban Development
 Office of Community Planning and Development
 Integrated Disbursement and Information System
 CDBG Activity Summary Report (GPR) for Program Year 2017
 MACOMB COUNTY

Date: 29-Aug-2018
 Time: 15:15
 Page: 153

Female-headed Households:			0	0	0
<i>Income Category:</i>					
	Owner	Renter	Total	Person	
Extremely Low	0	8	8	0	
Low Mod	0	25	25	0	
Moderate	0	9	9	0	
Non Low Moderate	0	12	12	0	
Total	0	54	54	0	
Percent Low/Mod		77.8%	77.8%		

Annual Accomplishments

Years	Accomplishment Narrative	# Benefiting
2017	Doorwalls installed and concrete sidewalk sections replaced, according to the project application.	



U.S. Department of Housing and Urban Development
 Office of Community Planning and Development
 Integrated Disbursement and Information System
 CDBG Activity Summary Report (GPR) for Program Year 2017
 MACOMB COUNTY

Date: 29-Aug-2018
 Time: 15:15
 Page: 154

PGM Year: 2017
Project: 0010 - 2017 CDBG Public Services
IDIS Activity: 3194 - Shelby Twp Library Large Print Books

Status: Completed 3/22/2018 12:00:00 AM Objective: Create suitable living environments
 Location: 51680 Van Dyke Ave Shelby Township, MI 48316-4448 Outcome: Availability/accessibility
 Matrix Code: Senior Services (05A) National Objective: LMC

Initial Funding Date: 12/26/2017

Description:
 CDBG funds would be used to purchase the library's collection of large print books for the elderly and visually impaired residents.

Financing

	Fund Type	Grant Year	Grant	Funded Amount	Drawn In Program Year	Drawn Thru Program Year
CDBG	EN	2017	B17UC260005	\$3,000.00	\$3,000.00	\$3,000.00
Total	Total			\$3,000.00	\$3,000.00	\$3,000.00

Proposed Accomplishments

People (General) : 10,696

Actual Accomplishments

Number assisted:

	Owner		Renter		Total		Person	
	Total	Hispanic	Total	Hispanic	Total	Hispanic	Total	Hispanic
White:	0	0	0	0	0	0	9,820	257
Black/African American:	0	0	0	0	0	0	332	0
Asian:	0	0	0	0	0	0	352	0
American Indian/Alaskan Native:	0	0	0	0	0	0	0	0
Native Hawaiian/Other Pacific Islander:	0	0	0	0	0	0	0	0
American Indian/Alaskan Native & White:	0	0	0	0	0	0	0	0
Asian White:	0	0	0	0	0	0	0	0
Black/African American & White:	0	0	0	0	0	0	0	0
American Indian/Alaskan Native & Black/African American:	0	0	0	0	0	0	0	0
Other multi-racial:	0	0	0	0	0	0	192	0
Asian/Pacific Islander:	0	0	0	0	0	0	0	0
Hispanic:	0	0	0	0	0	0	0	0
Total:	0	0	0	0	0	0	10,696	257
Female-headed Households:	0		0		0			



U.S. Department of Housing and Urban Development
Office of Community Planning and Development
Integrated Disbursement and Information System
CDBG Activity Summary Report (GPR) for Program Year 2017
MACOMB COUNTY

Date: 29-Aug-2018
Time: 15:15
Page: 155

Income Category:

	Owner	Renter	Total	Person
Extremely Low	0	0	0	0
Low Mod	0	0	0	10,696
Moderate	0	0	0	0
Non Low Moderate	0	0	0	0
Total	0	0	0	10,696
Percent Low/Mod				100.0%

Annual Accomplishments

Years	Accomplishment Narrative	# Benefiting
2017	Large print books purchased for library	



U.S. Department of Housing and Urban Development
 Office of Community Planning and Development
 Integrated Disbursement and Information System
 CDBG Activity Summary Report (GPR) for Program Year 2017
 MACOMB COUNTY

Date: 29-Aug-2018
 Time: 15:15
 Page: 156

PGM Year: 2017
Project: 0011 - 2017 CDBG Public Facilities & Infrastructure
IDIS Activity: 3195 - Shelby Township 2017 Sidewalk Project

Status: Open
Location: 52700 Van Dyke Ave Shelby Township, MI 48316-3556
Objective: Create suitable living environments
Outcome: Availability/accessibility
Matrix Code: Sidewalks (03L) **National Objective:** LMA

Initial Funding Date: 12/26/2017

Description:
 CDBG funds will be used to construct 1,187 linear feet of sidewalks on Virginia Street and Phillips Street.

Financing

	Fund Type	Grant Year	Grant	Funded Amount	Drawn In Program Year	Drawn Thru Program Year
CDBG	EN	2017	B17UC260005	\$100,000.00	\$7,546.25	\$7,546.25
Total	Total			\$100,000.00	\$7,546.25	\$7,546.25

Proposed Accomplishments

People (General) : 800
 Total Population in Service Area: 1,545
 Census Tract Percent Low / Mod: 50.16

Annual Accomplishments

Years	Accomplishment Narrative	# Benefiting
2017	Bulk of work completed by spring 2018, with punch list items remaining to do in summer 2018.	



U.S. Department of Housing and Urban Development
 Office of Community Planning and Development
 Integrated Disbursement and Information System
 CDBG Activity Summary Report (GPR) for Program Year 2017
 MACOMB COUNTY

Date: 29-Aug-2018
 Time: 15:15
 Page: 157

PGM Year: 2016
Project: 0013 - 2016 CDBG Public Facilities and Infrastructure Improvements
IDIS Activity: 3196 - Armada Sidewalk Project

Status: Completed 2/9/2018 12:00:00 AM
Location: 74975 Burk St Armada, MI 48005-3323
Objective: Provide decent affordable housing
Outcome: Sustainability
Matrix Code: Sidewalks (03L) **National Objective:** LMC

Initial Funding Date: 12/27/2017

Description:
 Funding would be used to replace sidewalks for LMI households.

Financing

	Fund Type	Grant Year	Grant	Funded Amount	Drawn In Program Year	Drawn Thru Program Year
CDBG	EN	2016	B16UC260005	\$3,250.24	\$3,250.24	\$3,250.24
Total	Total			\$3,250.24	\$3,250.24	\$3,250.24

Proposed Accomplishments

People (General) : 2

Actual Accomplishments

Number assisted:

	Owner		Renter		Total		Person	
	Total	Hispanic	Total	Hispanic	Total	Hispanic	Total	Hispanic
White:	0	0	0	0	0	0	4	0
Black/African American:	0	0	0	0	0	0	0	0
Asian:	0	0	0	0	0	0	0	0
American Indian/Alaskan Native:	0	0	0	0	0	0	0	0
Native Hawaiian/Other Pacific Islander:	0	0	0	0	0	0	0	0
American Indian/Alaskan Native & White:	0	0	0	0	0	0	0	0
Asian White:	0	0	0	0	0	0	0	0
Black/African American & White:	0	0	0	0	0	0	0	0
American Indian/Alaskan Native & Black/African American:	0	0	0	0	0	0	0	0
Other multi-racial:	0	0	0	0	0	0	0	0
Asian/Pacific Islander:	0	0	0	0	0	0	0	0
Hispanic:	0	0	0	0	0	0	0	0
Total:	0	0	0	0	0	0	4	0
Female-headed Households:	0		0		0			



U.S. Department of Housing and Urban Development
Office of Community Planning and Development
Integrated Disbursement and Information System
CDBG Activity Summary Report (GPR) for Program Year 2017
MACOMB COUNTY

Date: 29-Aug-2018
Time: 15:15
Page: 158

Income Category:

	Owner	Renter	Total	Person
Extremely Low	0	0	0	4
Low Mod	0	0	0	0
Moderate	0	0	0	0
Non Low Moderate	0	0	0	0
Total	0	0	0	4
Percent Low/Mod				100.0%

Annual Accomplishments

Years	Accomplishment Narrative	# Benefiting
2017		



U.S. Department of Housing and Urban Development
 Office of Community Planning and Development
 Integrated Disbursement and Information System
 CDBG Activity Summary Report (GPR) for Program Year 2017
 MACOMB COUNTY

Date: 29-Aug-2018
 Time: 15:15
 Page: 159

PGM Year: 2017
Project: 0011 - 2017 CDBG Public Facilities & Infrastructure
IDIS Activity: 3197 - Richmond City ADA Crosswalk Project

Status: Completed 8/6/2018 12:00:00 AM
Location: 36725 Division Rd Richmond, MI 48062-1543
Objective: Create suitable living environments
Outcome: Availability/accessibility
Matrix Code: Sidewalks (03L) **National Objective:** LMC

Initial Funding Date: 12/27/2017

Description:
 Funding will be used to install barrier free sidewalk ramps.

Financing

	Fund Type	Grant Year	Grant	Funded Amount	Drawn In Program Year	Drawn Thru Program Year
CDBG	EN	2017	B17UC260005	\$14,120.00	\$14,120.00	\$14,120.00
Total	Total			\$14,120.00	\$14,120.00	\$14,120.00

Proposed Accomplishments

Public Facilities : 4

Actual Accomplishments

Number assisted:

	Owner		Renter		Total		Person	
	Total	Hispanic	Total	Hispanic	Total	Hispanic	Total	Hispanic
White:	0	0	0	0	0	0	776	62
Black/African American:	0	0	0	0	0	0	32	2
Asian:	0	0	0	0	0	0	0	0
American Indian/Alaskan Native:	0	0	0	0	0	0	0	0
Native Hawaiian/Other Pacific Islander:	0	0	0	0	0	0	0	0
American Indian/Alaskan Native & White:	0	0	0	0	0	0	0	0
Asian White:	0	0	0	0	0	0	0	0
Black/African American & White:	0	0	0	0	0	0	0	0
American Indian/Alaskan Native & Black/African American:	0	0	0	0	0	0	0	0
Other multi-racial:	0	0	0	0	0	0	0	0
Asian/Pacific Islander:	0	0	0	0	0	0	0	0
Hispanic:	0	0	0	0	0	0	0	0
Total:	0	0	0	0	0	0	808	64
Female-headed Households:	0		0		0			



U.S. Department of Housing and Urban Development
Office of Community Planning and Development
Integrated Disbursement and Information System
CDBG Activity Summary Report (GPR) for Program Year 2017
MACOMB COUNTY

Date: 29-Aug-2018
Time: 15:15
Page: 160

Income Category:

	Owner	Renter	Total	Person
Extremely Low	0	0	0	0
Low Mod	0	0	0	808
Moderate	0	0	0	0
Non Low Moderate	0	0	0	0
Total	0	0	0	808
Percent Low/Mod				100.0%

Annual Accomplishments

Years	Accomplishment Narrative	# Benefiting
2017	ADA-compliant sidewalk crosswalks installed at two corners of an intersection, allowing 808 severely disabled residents better pedestrian access between the neighborhood and the Main Street commercial corridor.	



U.S. Department of Housing and Urban Development
 Office of Community Planning and Development
 Integrated Disbursement and Information System
 CDBG Activity Summary Report (GPR) for Program Year 2017
 MACOMB COUNTY

Date: 29-Aug-2018
 Time: 15:15
 Page: 161

PGM Year: 2017
Project: 0011 - 2017 CDBG Public Facilities & Infrastructure
IDIS Activity: 3198 - Mount Clemens Shadyside Park Improvements

Status: Open **Objective:** Create suitable living environments
Location: 155 Shadyside Dr Mount Clemens, MI 48043 **Outcome:** Availability/accessibility
Matrix Code: Parks, Recreational Facilities (03F) **National Objective:** LMA

Initial Funding Date: 12/28/2017

Description:
 Install new playground equipment and add new amenities such as benches and trash receptacles.
 Other updates may include rehab of existing basketball courts, bathrooms, and signage.
 Extent of work will be based on the available budget.

Financing

	Fund Type	Grant Year	Grant	Funded Amount	Drawn In Program Year	Drawn Thru Program Year
CDBG	EN	2017	B17UC260005	\$97,553.00	\$0.00	\$0.00
Total	Total			\$97,553.00	\$0.00	\$0.00

Proposed Accomplishments

Public Facilities : 1
 Total Population in Service Area: 14,655
 Census Tract Percent Low / Mod: 52.85

Annual Accomplishments

Years	Accomplishment Narrative	# Benefitting
2017	Pre-construction meeting conducted June 2018. Construction to begin in August 2018, completed before the end of the year.	



U.S. Department of Housing and Urban Development
 Office of Community Planning and Development
 Integrated Disbursement and Information System
 CDBG Activity Summary Report (GPR) for Program Year 2017
 MACOMB COUNTY

Date: 29-Aug-2018
 Time: 15:15
 Page: 162

PGM Year: 2017
Project: 0011 - 2017 CDBG Public Facilities & Infrastructure
IDIS Activity: 3199 - Ray Twp Library Handicapped Accessibility Project

Status: Completed 6/27/2018 12:00:00 AM
Location: 64245 Wolcott Rd Ray Township, MI 48096-2433
Objective: Provide decent affordable housing
Outcome: Affordability
Matrix Code: Other Public Improvements Not Listed in 03A-03S (03Z)
National Objective: LMC

Initial Funding Date: 12/28/2017

Description:
 Funds will be used to add a handicapped accessible power door at the rear entrance of the Ray Township Library. The project may also include the installation of handrails to assist the elderly and the disabled.

Financing

	Fund Type	Grant Year	Grant	Funded Amount	Drawn In Program Year	Drawn Thru Program Year
CDBG	EN	2017	B17UC260005	\$5,000.00	\$5,000.00	\$5,000.00
Total	Total			\$5,000.00	\$5,000.00	\$5,000.00

Proposed Accomplishments

Public Facilities : 1

Actual Accomplishments

Number assisted:

	Owner		Renter		Total		Person	
	Total	Hispanic	Total	Hispanic	Total	Hispanic	Total	Hispanic
White:	0	0	0	0	0	0	398	31
Black/African American:	0	0	0	0	0	0	7	0
Asian:	0	0	0	0	0	0	13	0
American Indian/Alaskan Native:	0	0	0	0	0	0	0	0
Native Hawaiian/Other Pacific Islander:	0	0	0	0	0	0	0	0
American Indian/Alaskan Native & White:	0	0	0	0	0	0	5	0
Asian White:	0	0	0	0	0	0	0	0
Black/African American & White:	0	0	0	0	0	0	0	0
American Indian/Alaskan Native & Black/African American:	0	0	0	0	0	0	0	0
Other multi-racial:	0	0	0	0	0	0	2	0
Asian/Pacific Islander:	0	0	0	0	0	0	0	0
Hispanic:	0	0	0	0	0	0	0	0
Total:	0	0	0	0	0	0	425	31
Female-headed Households:	0		0		0			

PR03 - MACOMB COUNTY

Page: 162 of 181



U.S. Department of Housing and Urban Development
Office of Community Planning and Development
Integrated Disbursement and Information System
CDBG Activity Summary Report (GPR) for Program Year 2017
MACOMB COUNTY

Date: 29-Aug-2018
Time: 15:15
Page: 163

Income Category:

	Owner	Renter	Total	Person
Extremely Low	0	0	0	15
Low Mod	0	0	0	174
Moderate	0	0	0	236
Non Low Moderate	0	0	0	0
Total	0	0	0	425
Percent Low/Mod				100.0%

Annual Accomplishments

Years	Accomplishment Narrative	# Benefiting
2018	ADA door and electrical push-button installed, to improve access for handicapped library patrons.	



U.S. Department of Housing and Urban Development
 Office of Community Planning and Development
 Integrated Disbursement and Information System
 CDBG Activity Summary Report (GPR) for Program Year 2017
 MACOMB COUNTY

Date: 29-Aug-2018
 Time: 15:15
 Page: 164

PGM Year: 2017
Project: 0011 - 2017 CDBG Public Facilities & Infrastructure
IDIS Activity: 3200 - Macomb Township Senior Center Improvements

Status: Open
Location: 51210 Alma Rd Macomb Township, MI 48042-5689
Objective: Create suitable living environments
Outcome: Availability/accessibility
Matrix Code: Senior Centers (03A) **National Objective:** LMC

Initial Funding Date: 12/28/2017

Description:
 Improvements will include replacing existing asphalt parking lot with concrete, interior renovations, and outdoor lighting. The work as prioritized would be completed as funding allows based on bid prices.

Financing

	Fund Type	Grant Year	Grant	Funded Amount	Drawn In Program Year	Drawn Thru Program Year
CDBG	EN	2017	B17UC260005	\$141,800.00	\$0.00	\$0.00
Total	Total			\$141,800.00	\$0.00	\$0.00

Proposed Accomplishments
 Public Facilities : 1

Actual Accomplishments

Number assisted:

	Owner		Renter		Total		Person	
	Total	Hispanic	Total	Hispanic	Total	Hispanic	Total	Hispanic
White:	0	0	0	0	0	0	0	0
Black/African American:	0	0	0	0	0	0	0	0
Asian:	0	0	0	0	0	0	0	0
American Indian/Alaskan Native:	0	0	0	0	0	0	0	0
Native Hawaiian/Other Pacific Islander:	0	0	0	0	0	0	0	0
American Indian/Alaskan Native & White:	0	0	0	0	0	0	0	0
Asian White:	0	0	0	0	0	0	0	0
Black/African American & White:	0	0	0	0	0	0	0	0
American Indian/Alaskan Native & Black/African American:	0	0	0	0	0	0	0	0
Other multi-racial:	0	0	0	0	0	0	0	0
Asian/Pacific Islander:	0	0	0	0	0	0	0	0
Hispanic:	0	0	0	0	0	0	0	0
Total:	0	0	0	0	0	0	0	0
Female-headed Households:	0		0		0			



U.S. Department of Housing and Urban Development
Office of Community Planning and Development
Integrated Disbursement and Information System
CDBG Activity Summary Report (GPR) for Program Year 2017
MACOMB COUNTY

Date: 29-Aug-2018
Time: 15:15
Page: 165

Income Category:

	Owner	Renter	Total	Person
Extremely Low	0	0	0	0
Low Mod	0	0	0	0
Moderate	0	0	0	0
Non Low Moderate	0	0	0	0
Total	0	0	0	0
Percent Low/Mod				

Annual Accomplishments

Years	Accomplishment Narrative	# Benefiting
2017	Project scope was modified. Bid process to begin soon, with project completion in CY 2018.	



U.S. Department of Housing and Urban Development
 Office of Community Planning and Development
 Integrated Disbursement and Information System
 CDBG Activity Summary Report (GPR) for Program Year 2017
 MACOMB COUNTY

Date: 29-Aug-2018
 Time: 15:15
 Page: 166

PGM Year: 2017
Project: 0010 - 2017 CDBG Public Services
IDIS Activity: 3201 - Richmond Township Senior Center Program

Status: Completed 6/27/2018 12:00:00 AM
Location: 34900 School Section Rd Richmond, MI 48062-3624
Objective: Create suitable living environments
Outcome: Availability/accessibility
Matrix Code: Senior Services (05A) **National Objective:** LMC

Initial Funding Date: 01/02/2018

Description:
 Funding would be used to provide Township seniors with activities, programs, classes, nutrition related activities.

Financing

	Fund Type	Grant Year	Grant	Funded Amount	Drawn In Program Year	Drawn Thru Program Year
CDBG	EN	2017	B17UC260005	\$1,290.00	\$1,290.00	\$1,290.00
Total	Total			\$1,290.00	\$1,290.00	\$1,290.00

Proposed Accomplishments

People (General) : 270

Actual Accomplishments

Number assisted:

	Owner		Renter		Total		Person	
	Total	Hispanic	Total	Hispanic	Total	Hispanic	Total	Hispanic
White:	0	0	0	0	0	0	34	0
Black/African American:	0	0	0	0	0	0	0	0
Asian:	0	0	0	0	0	0	0	0
American Indian/Alaskan Native:	0	0	0	0	0	0	0	0
Native Hawaiian/Other Pacific Islander:	0	0	0	0	0	0	0	0
American Indian/Alaskan Native & White:	0	0	0	0	0	0	0	0
Asian White:	0	0	0	0	0	0	0	0
Black/African American & White:	0	0	0	0	0	0	0	0
American Indian/Alaskan Native & Black/African American:	0	0	0	0	0	0	0	0
Other multi-racial:	0	0	0	0	0	0	0	0
Asian/Pacific Islander:	0	0	0	0	0	0	0	0
Hispanic:	0	0	0	0	0	0	0	0
Total:	0	0	0	0	0	0	34	0
Female-headed Households:	0		0		0			



U.S. Department of Housing and Urban Development
Office of Community Planning and Development
Integrated Disbursement and Information System
CDBG Activity Summary Report (GPR) for Program Year 2017
MACOMB COUNTY

Date: 29-Aug-2018
Time: 15:15
Page: 167

Income Category:

	Owner	Renter	Total	Person
Extremely Low	0	0	0	0
Low Mod	0	0	0	0
Moderate	0	0	0	34
Non Low Moderate	0	0	0	0
Total	0	0	0	34
Percent Low/Mod				100.0%

Annual Accomplishments

Years	Accomplishment Narrative	# Benefiting
2017	Utilities paid, to run the Richmond Twp Senior Center	



U.S. Department of Housing and Urban Development
 Office of Community Planning and Development
 Integrated Disbursement and Information System
 CDBG Activity Summary Report (GPR) for Program Year 2017
 MACOMB COUNTY

Date: 29-Aug-2018
 Time: 15:15
 Page: 168

PGM Year: 2017
Project: 0011 - 2017 CDBG Public Facilities & Infrastructure
IDIS Activity: 3202 - Richmond Township ADA Improvements

Status: Completed 4/17/2018 12:00:00 AM
Location: 34900 School Section Rd Richmond, MI 48062-3624
Objective: Provide decent affordable housing
Outcome: Affordability
Matrix Code: Other Public Improvements Not Listed in 03A-03S (03Z)
National Objective: LMC

Initial Funding Date: 12/28/2017

Description:
 Funding will be used for a ADA sound system that will allow persons with hearing disabilities to participate in public meetings.

Financing

	Fund Type	Grant Year	Grant	Funded Amount	Drawn In Program Year	Drawn Thru Program Year
CDBG	EN	2017	B17UC260005	\$7,000.00	\$7,000.00	\$7,000.00
Total	Total			\$7,000.00	\$7,000.00	\$7,000.00

Proposed Accomplishments

Public Facilities : 1

Actual Accomplishments

Number assisted:

	Owner		Renter		Total		Person	
	Total	Hispanic	Total	Hispanic	Total	Hispanic	Total	Hispanic
White:	0	0	0	0	0	0	149	0
Black/African American:	0	0	0	0	0	0	0	0
Asian:	0	0	0	0	0	0	0	0
American Indian/Alaskan Native:	0	0	0	0	0	0	0	0
Native Hawaiian/Other Pacific Islander:	0	0	0	0	0	0	0	0
American Indian/Alaskan Native & White:	0	0	0	0	0	0	0	0
Asian White:	0	0	0	0	0	0	0	0
Black/African American & White:	0	0	0	0	0	0	0	0
American Indian/Alaskan Native & Black/African American:	0	0	0	0	0	0	0	0
Other multi-racial:	0	0	0	0	0	0	0	0
Asian/Pacific Islander:	0	0	0	0	0	0	0	0
Hispanic:	0	0	0	0	0	0	0	0
Total:	0	0	0	0	0	0	149	0
Female-headed Households:	0		0		0			



U.S. Department of Housing and Urban Development
Office of Community Planning and Development
Integrated Disbursement and Information System
CDBG Activity Summary Report (GPR) for Program Year 2017
MACOMB COUNTY

Date: 29-Aug-2018
Time: 15:15
Page: 169

Income Category:

	Owner	Renter	Total	Person
Extremely Low	0	0	0	0
Low Mod	0	0	0	149
Moderate	0	0	0	0
Non Low Moderate	0	0	0	0
Total	0	0	0	149
Percent Low/Mod				100.0%

Annual Accomplishments

Years	Accomplishment Narrative	# Benefiting
2017	Sound system installed, to accommodate hearing-disabled residents at public meetings.	



U.S. Department of Housing and Urban Development
 Office of Community Planning and Development
 Integrated Disbursement and Information System
 CDBG Activity Summary Report (GPR) for Program Year 2017
 MACOMB COUNTY

Date: 29-Aug-2018
 Time: 15:15
 Page: 170

PGM Year: 2017
Project: 0010 - 2017 CDBG Public Services
IDIS Activity: 3205 - Utica Public Library Large Print Books

Status: Completed 3/22/2018 12:00:00 AM Objective: Create suitable living environments
 Location: 7530 Auburn Rd Utica, MI 48317-5216 Outcome: Availability/accessibility
 Matrix Code: Senior Services (05A) National Objective: LMC

Initial Funding Date: 01/25/2018

Description:
 Large print books and audio books for the elderly.

Financing

	Fund Type	Grant Year	Grant	Funded Amount	Drawn In Program Year	Drawn Thru Program Year
CDBG	EN	2017	B17UC260005	\$389.12	\$389.12	\$389.12
Total	Total			\$389.12	\$389.12	\$389.12

Proposed Accomplishments

People (General) : 829

Actual Accomplishments

Number assisted:

	Owner		Renter		Total		Person	
	Total	Hispanic	Total	Hispanic	Total	Hispanic	Total	Hispanic
White:	0	0	0	0	0	0	766	0
Black/African American:	0	0	0	0	0	0	2	0
Asian:	0	0	0	0	0	0	6	0
American Indian/Alaskan Native:	0	0	0	0	0	0	0	0
Native Hawaiian/Other Pacific Islander:	0	0	0	0	0	0	0	0
American Indian/Alaskan Native & White:	0	0	0	0	0	0	0	0
Asian White:	0	0	0	0	0	0	0	0
Black/African American & White:	0	0	0	0	0	0	0	0
American Indian/Alaskan Native & Black/African American:	0	0	0	0	0	0	0	0
Other multi-racial:	0	0	0	0	0	0	55	0
Asian/Pacific Islander:	0	0	0	0	0	0	0	0
Hispanic:	0	0	0	0	0	0	0	0
Total:	0	0	0	0	0	0	829	0
Female-headed Households:	0		0		0			



U.S. Department of Housing and Urban Development
Office of Community Planning and Development
Integrated Disbursement and Information System
CDBG Activity Summary Report (GPR) for Program Year 2017
MACOMB COUNTY

Date: 29-Aug-2018
Time: 15:15
Page: 171

Income Category:

	Owner	Renter	Total	Person
Extremely Low	0	0	0	0
Low Mod	0	0	0	829
Moderate	0	0	0	0
Non Low Moderate	0	0	0	0
Total	0	0	0	829
Percent Low/Mod				100.0%

Annual Accomplishments

Years	Accomplishment Narrative	# Benefiting
2017	Large print books and audio books purchased for Utica Public Library.	



U.S. Department of Housing and Urban Development
 Office of Community Planning and Development
 Integrated Disbursement and Information System
 CDBG Activity Summary Report (GPR) for Program Year 2017
 MACOMB COUNTY

Date: 29-Aug-2018
 Time: 15:15
 Page: 172

PGM Year: 2017
Project: 0008 - 2017 CDBG Housing Rehabilitation
IDIS Activity: 3206 - Utica Riverside 175 - Senior Housing Improvements

Status: Completed 4/17/2018 12:00:00 AM
Location: 7650 Greeley St Utica, MI 48317-5440
Objective: Provide decent affordable housing
Outcome: Sustainability
Matrix Code: Rehab; Other Publicly-Owned Residential Buildings (14D) **National Objective:** LMH

Initial Funding Date: 01/26/2018

Description:
 Funding will be used to replace doorwalls at the publicly owned senior housing.

Financing

	Fund Type	Grant Year	Grant	Funded Amount	Drawn In Program Year	Drawn Thru Program Year
CDBG	EN	2017	B17UC260005	\$52,954.00	\$52,954.00	\$52,954.00
Total	Total			\$52,954.00	\$52,954.00	\$52,954.00

Proposed Accomplishments

Housing Units : 44

Actual Accomplishments

Number assisted:

	Owner		Renter		Total		Person	
	Total	Hispanic	Total	Hispanic	Total	Hispanic	Total	Hispanic
White:	0	0	36	0	36	0	0	0
Black/African American:	0	0	0	0	0	0	0	0
Asian:	0	0	0	0	0	0	0	0
American Indian/Alaskan Native:	0	0	0	0	0	0	0	0
Native Hawaiian/Other Pacific Islander:	0	0	0	0	0	0	0	0
American Indian/Alaskan Native & White:	0	0	0	0	0	0	0	0
Asian White:	0	0	0	0	0	0	0	0
Black/African American & White:	0	0	1	0	1	0	0	0
American Indian/Alaskan Native & Black/African American:	0	0	0	0	0	0	0	0
Other multi-racial:	0	0	0	0	0	0	0	0
Asian/Pacific Islander:	0	0	0	0	0	0	0	0
Hispanic:	0	0	0	0	0	0	0	0
Total:	0	0	37	0	37	0	0	0
Female-headed Households:	0		19		19			



U.S. Department of Housing and Urban Development
Office of Community Planning and Development
Integrated Disbursement and Information System
CDBG Activity Summary Report (GPR) for Program Year 2017
MACOMB COUNTY

Date: 29-Aug-2018
Time: 15:15
Page: 173

Income Category:

	Owner	Renter	Total	Person
Extremely Low	0	6	6	0
Low Mod	0	26	26	0
Moderate	0	4	4	0
Non Low Moderate	0	1	1	0
Total	0	37	37	0
Percent Low/Mod		97.3%	97.3%	

Annual Accomplishments

Years	Accomplishment Narrative	# Benefiting
2017	Funding paid for the purchase and installation of door walls for 37 of the building's apartment units.	



U.S. Department of Housing and Urban Development
 Office of Community Planning and Development
 Integrated Disbursement and Information System
 CDBG Activity Summary Report (GPR) for Program Year 2017
 MACOMB COUNTY

Date: 29-Aug-2018
 Time: 15:15
 Page: 174

PGM Year: 2017
Project: 0010 - 2017 CDBG Public Services
IDIS Activity: 3211 - Macomb Community Action Homeless Case Management

Status: Canceled 8/1/2018 12:00:00 AM
Location: 21885 Dunham Rd Ste 10 Suite 10 Clinton Township, MI 48036-1030
Objective: Create suitable living environments
Outcome: Availability/accessibility
Matrix Code: Other Public Services Not Listed in 05A-05Y, 03T (05Z)
National Objective: LMC

Initial Funding Date: 02/06/2018

Description:

Funding will be used to pay for case management services provided to the homeless who are participating in Macomb Community Action's rapid re-housing program.

Financing

No data returned for this view. This might be because the applied filter excludes all data.

Proposed Accomplishments

People (General) : 20

Actual Accomplishments

Number assisted:

	Owner		Renter		Total		Person	
	Total	Hispanic	Total	Hispanic	Total	Hispanic	Total	Hispanic
White:	0	0	0	0	0	0	0	0
Black/African American:	0	0	0	0	0	0	0	0
Asian:	0	0	0	0	0	0	0	0
American Indian/Alaskan Native:	0	0	0	0	0	0	0	0
Native Hawaiian/Other Pacific Islander:	0	0	0	0	0	0	0	0
American Indian/Alaskan Native & White:	0	0	0	0	0	0	0	0
Asian White:	0	0	0	0	0	0	0	0
Black/African American & White:	0	0	0	0	0	0	0	0
American Indian/Alaskan Native & Black/African American:	0	0	0	0	0	0	0	0
Other multi-racial:	0	0	0	0	0	0	0	0
Asian/Pacific Islander:	0	0	0	0	0	0	0	0



U.S. Department of Housing and Urban Development
Office of Community Planning and Development
Integrated Disbursement and Information System
CDBG Activity Summary Report (GPR) for Program Year 2017
MACOMB COUNTY

Date: 29-Aug-2018
Time: 15:15
Page: 175

Hispanic:	0	0	0	0	0	0	0	0
Total:	0	0	0	0	0	0	0	0
Female-headed Households:	0		0		0			
<i>Income Category:</i>								
	Owner	Renter	Total		Person			
Extremely Low	0	0	0		0			
Low Mod	0	0	0		0			
Moderate	0	0	0		0			
Non Low Moderate	0	0	0		0			
Total	0	0	0		0			
Percent Low/Mod								

Annual Accomplishments

No data returned for this view. This might be because the applied filter excludes all data.



U.S. Department of Housing and Urban Development
 Office of Community Planning and Development
 Integrated Disbursement and Information System
 CDBG Activity Summary Report (GPR) for Program Year 2017
 MACOMB COUNTY

Date: 29-Aug-2018
 Time: 15:15
 Page: 176

PGM Year: 2016
Project: 0009 - 2016 CDBG Housing Rehabilitation
IDIS Activity: 3212 - 2016 Housing Rehabilitation

Status: Open
Location: 196 N Rose St Mount Clemens, MI 48043-1540
Objective: Provide decent affordable housing
Outcome: Sustainability
Matrix Code: Rehab; Single-Unit Residential (14A) **National Objective:** LMH

Initial Funding Date: 02/07/2018

Description:

Program to provide assistance to income eligible homeowners to repair their homes. Assistance would be provided in the form of a no-interest, deferred payment mortgage. Once completed the property must meet property standards established by the county.

Financing

	Fund Type	Grant Year	Grant	Funded Amount	Drawn In Program Year	Drawn Thru Program Year
CDBG	EN	Pre-2015		\$368,981.35	\$0.00	\$0.00
		2016	B16UC260005	\$318,205.87	\$0.00	\$0.00
Total	Total			\$687,187.22	\$0.00	\$0.00

Proposed Accomplishments

Housing Units : 1

Actual Accomplishments

Number assisted:

	Owner		Renter		Total		Person	
	Total	Hispanic	Total	Hispanic	Total	Hispanic	Total	Hispanic
White:	0	0	0	0	0	0	0	0
Black/African American:	0	0	0	0	0	0	0	0
Asian:	0	0	0	0	0	0	0	0
American Indian/Alaskan Native:	0	0	0	0	0	0	0	0
Native Hawaiian/Other Pacific Islander:	0	0	0	0	0	0	0	0
American Indian/Alaskan Native & White:	0	0	0	0	0	0	0	0
Asian White:	0	0	0	0	0	0	0	0
Black/African American & White:	0	0	0	0	0	0	0	0
American Indian/Alaskan Native & Black/African American:	0	0	0	0	0	0	0	0
Other multi-racial:	0	0	0	0	0	0	0	0
Asian/Pacific Islander:	0	0	0	0	0	0	0	0
Hispanic:	0	0	0	0	0	0	0	0
Total:	0	0	0	0	0	0	0	0

PR03 - MACOMB COUNTY

Page: 176 of 181



U.S. Department of Housing and Urban Development
Office of Community Planning and Development
Integrated Disbursement and Information System
CDBG Activity Summary Report (GPR) for Program Year 2017
MACOMB COUNTY

Date: 29-Aug-2018
Time: 15:15
Page: 177

Female-headed Households: 0 0 0

Income Category:

	Owner	Renter	Total	Person
Extremely Low	0	0	0	0
Low Mod	0	0	0	0
Moderate	0	0	0	0
Non Low Moderate	0	0	0	0
Total	0	0	0	0
Percent Low/Mod				

Annual Accomplishments

No data returned for this view. This might be because the applied filter excludes all data.



U.S. Department of Housing and Urban Development
 Office of Community Planning and Development
 Integrated Disbursement and Information System
 CDBG Activity Summary Report (GPR) for Program Year 2017
 MACOMB COUNTY

Date: 29-Aug-2018
 Time: 15:15
 Page: 178

PGM Year: 2017
Project: 0008 - 2017 CDBG Housing Rehabilitation
IDIS Activity: 3213 - 2017 Housing Rehabilitation

Status: Open
Location: 196 N Rose St Mount Clemens, MI 48043-1540
Objective: Provide decent affordable housing
Outcome: Sustainability
Matrix Code: Rehab; Single-Unit Residential (14A) **National Objective:** LMH

Initial Funding Date: 02/07/2018

Description:

Financing

	Fund Type	Grant Year	Grant	Funded Amount	Drawn In Program Year	Drawn Thru Program Year
CDBG	EN	2015	B15UC260005	\$153,069.34	\$0.00	\$0.00
		2016	B16UC260005	\$41,089.00	\$0.00	\$0.00
		2017	B17UC260005	\$27,836.83	\$0.00	\$0.00
Total	Total			\$221,995.17	\$0.00	\$0.00

Proposed Accomplishments

Housing Units : 1

Actual Accomplishments

Number assisted:

	Owner		Renter		Total		Person	
	Total	Hispanic	Total	Hispanic	Total	Hispanic	Total	Hispanic
White:	0	0	0	0	0	0	0	0
Black/African American:	0	0	0	0	0	0	0	0
Asian:	0	0	0	0	0	0	0	0
American Indian/Alaskan Native:	0	0	0	0	0	0	0	0
Native Hawaiian/Other Pacific Islander:	0	0	0	0	0	0	0	0
American Indian/Alaskan Native & White:	0	0	0	0	0	0	0	0
Asian White:	0	0	0	0	0	0	0	0
Black/African American & White:	0	0	0	0	0	0	0	0
American Indian/Alaskan Native & Black/African American:	0	0	0	0	0	0	0	0
Other multi-racial:	0	0	0	0	0	0	0	0
Asian/Pacific Islander:	0	0	0	0	0	0	0	0
Hispanic:	0	0	0	0	0	0	0	0
Total:	0	0	0	0	0	0	0	0



U.S. Department of Housing and Urban Development
Office of Community Planning and Development
Integrated Disbursement and Information System
CDBG Activity Summary Report (GPR) for Program Year 2017
MACOMB COUNTY

Date: 29-Aug-2018
Time: 15:15
Page: 179

Female-headed Households:			0	0	0
<i>Income Category:</i>					
	Owner	Renter	Total	Person	
Extremely Low	0	0	0	0	
Low Mod	0	0	0	0	
Moderate	0	0	0	0	
Non Low Moderate	0	0	0	0	
Total	0	0	0	0	
Percent Low/Mod					

Annual Accomplishments

No data returned for this view. This might be because the applied filter excludes all data.



U.S. Department of Housing and Urban Development
 Office of Community Planning and Development
 Integrated Disbursement and Information System
 CDBG Activity Summary Report (GPR) for Program Year 2017
 MACOMB COUNTY

Date: 29-Aug-2018
 Time: 15:15
 Page: 180

PGM Year: 2016
Project: 0013 - 2016 CDBG Public Facilities and Infrastructure Improvements
IDIS Activity: 3214 - Washington Twp Historical Museum

Status: Completed 3/22/2018 12:00:00 AM Objective: Create suitable living environments
 Location: 58230 Van Dyke Rd Washington Township, MI 48094-2765 Outcome: Sustainability
 Matrix Code: Non-Residential Historic Preservation National Objective: SBS
 (16B)

Initial Funding Date: 02/21/2018

Description:
 Historic preservation activity.

Financing

	Fund Type	Grant Year	Grant	Funded Amount	Drawn In Program Year	Drawn Thru Program Year
CDBG	EN	2016	B16UC260005	\$4,000.00	\$4,000.00	\$4,000.00
Total	Total			\$4,000.00	\$4,000.00	\$4,000.00

Proposed Accomplishments

Organizations : 1

Annual Accomplishments

Years	Accomplishment Narrative	# Benefiting
2017	CDBG funds were used to address deteriorated paint and mortar which resulted in blighted conditions.	



U.S. Department of Housing and Urban Development
Office of Community Planning and Development
Integrated Disbursement and Information System
CDBG Activity Summary Report (GPR) for Program Year 2017
MACOMB COUNTY

Date: 29-Aug-2018
Time: 15:15
Page: 181

Total Funded Amount:	\$18,363,352.85
Total Drawn Thru Program Year:	\$16,501,324.61
Total Drawn In Program Year:	\$1,729,535.66

U.S. DEPARTMENT OF HOUSING AND
URBAN DEVELOPMENT
OFFICE OF COMMUNITY PLANNING AND
DEVELOPMENT

DATE: 8/29/2018
TIME: 3:25:01 PM
PAGE: 1/1

PR06 - Summary of Consolidated Plan
Projects for Report Year

IDIS

Plan IDIS Year	Project Title and Description	Program	Project Estimate	Committed Amount	Amount Drawn Thru Report Year	Amount Available to Draw	Amount Drawn in Report Year
2017 1	2017 ESG Activities	HESG	\$155,380.00	\$155,380.00	\$80,020.70	\$75,261.30	\$80,020.70
2	2017 HOME Administration	HOME	\$124,225.00	\$0.00	\$0.00	\$0.00	\$0.00
3	2017 HOME CHDO Operating	HOME	\$50,000.00	\$0.00	\$0.00	\$0.00	\$0.00
4	2017 HOME Housing Rehabilitation	HOME	\$654,486.00	\$0.00	\$0.00	\$0.00	\$0.00
5	2017 HOME CHDO Acquisition/Rehab/Resale	HOME	\$66,500.00	\$0.00	\$0.00	\$0.00	\$0.00
6	2017 CHDO New Construction	HOME	\$110,000.00	\$0.00	\$0.00	\$0.00	\$0.00
7	2017 CDBG Administration	CDBG	\$343,144.00	\$341,744.20	\$231,874.76	\$109,869.44	\$231,874.76
8	2017 CDBG Housing Rehabilitation	CDBG	\$583,441.00	\$266,255.17	\$83,107.25	\$273,147.52	\$83,107.25
9	2017 CDBG Housing Rehabilitation Administration	CDBG	\$120,000.00	\$124,068.14	\$96,422.06	\$27,646.06	\$96,422.06
10	2017 CDBG Public Services	CDBG	\$232,542.97	\$182,722.54	\$182,722.54	\$0.00	\$182,722.54
11	2017 CDBG Public Facilities & Infrastructure	CDBG	\$660,512.00	\$811,266.00	\$292,096.34	\$519,169.66	\$292,096.34

40107A PR33 40107

HOME Match Report

U.S. Department of Housing and Urban Development
Office of Community Planning and Development

OMB Approval No. 2506-0171
(exp. 12/31/2012)

Part I Participant Identification		Match Contributions for Federal Fiscal Year (yyyy) 2017	
1. Participant No. (assigned by HUD) M-17-DC-26-0209		2. Name of the Participating Jurisdiction Macomb County	
5. Street Address of the Participating Jurisdiction 21885 Dunham Road Suite 10		3. Name of Contact (person completing this report) Stephanie Burgess	
6. City Clinton Township		7. State MI	4. Contact's Phone Number (include area code) 586-469-6451
		8. Zip Code 48036	

Part II Fiscal Year Summary		
1. Excess match from prior Federal fiscal year	\$	1,807,799.92
2. Match contributed during current Federal fiscal year (see Part III.9.)	\$	134,597.17
3. Total match available for current Federal fiscal year (line 1 + line 2)		\$ 1,942,397.09
4. Match liability for current Federal fiscal year		\$ 309,417.42
5. Excess match carried over to next Federal fiscal year (line 3 minus line 4)		\$ 1,632,979.67

Part III Match Contribution for the Federal Fiscal Year								
1. Project No. or Other ID	2. Date of Contribution (mm/dd/yyyy)	3. Cash (non-Federal sources)	4. Foregone Taxes, Fees, Charges	5. Appraised Land / Real Property	6. Required Infrastructure	7. Site Preparation, Construction Materials, Donated labor	8. Bond Financing	9. Total Match
HFH #2948	11/28/2016					17,006.18		17,006.18
HFH #2956	10/24/2016					16,406.18		16,406.18
HFH #2898	11/28/2016					15,714.45		15,714.45
HFH #3005	02/21/2017					19,006.18		19,006.18
HFH #2893	11/28/2016					23,836.18		23,836.18
Oakwood Sr. Housing	03/30/2017		42,628.00					42,628.00

Public reporting burden for this collection of information is estimated to average 45 minutes per response, including the time for reviewing instructions, searching existing data sources, gathering and maintaining the data needed, and completing and reviewing the collection of information. This agency may not conduct or sponsor, and a person is not required to respond to, a collection of information unless that collection displays a valid OMB control number.

The HOME statute imposes a significant number of data collection and reporting requirements. This includes information on assisted properties, on the owners or tenants of the properties, and on other programmatic areas. The information will be used: 1) to assist HOME participants in managing their programs; 2) to track performance of participants in meeting fund commitment and expenditure deadlines; 3) to permit HUD to determine whether each participant meets the HOME statutory income targeting and affordability requirements; and 4) to permit HUD to determine compliance with other statutory and regulatory program requirements. This data collection is authorized under Title II of the Cranston-Gonzalez National Affordable Housing Act or related authorities. Access to Federal grant funds is contingent on the reporting of certain project-specific data elements. Records of information collected will be maintained by the recipients of the assistance. Information on activities and expenditures of grant funds is public information and is generally available for disclosure. Recipients are responsible for ensuring confidentiality when public disclosure is not required.

Instructions for the HOME Match Report

Applicability:

The HOME Match Report is part of the HOME APR and must be filled out by every participating jurisdiction that incurred a match liability. Match liability occurs when FY 1993 funds (or subsequent year funds) are drawn down from the U.S. Treasury for HOME projects. A Participating Jurisdiction (PJ) may start counting match contributions as of the beginning of Federal Fiscal Year 1993 (October 1, 1992). A jurisdiction not required to submit this report, either because it did not incur any match or because it had a full match reduction, may submit a HOME Match Report if it wishes. The match would count as excess match that is carried over to subsequent years. The match reported on this form must have been contributed during the reporting period (between October 1 and September 30).

Timing:

This form is to be submitted as part of the HOME APR on or before December 31. The original is sent to the HUD Field Office. One copy is sent to the

Office of Affordable Housing Programs, CGHF
Room 7176, HUD, 451 7th Street, S.W.
Washington, D.C. 20410.

The participating jurisdiction also keeps a copy.

Instructions for Part II:

1. **Excess match from prior Federal fiscal year:** Excess match carried over from prior Federal fiscal year.
2. **Match contributed during current Federal fiscal year:** The total amount of match contributions for all projects listed under Part III in column 9 for the Federal fiscal year.

3. **Total match available for current Federal fiscal year:** The sum of excess match carried over from the prior Federal fiscal year (Part II, line 1) and the total match contribution for the current Federal fiscal year (Part II, line 2). This sum is the total match available for the Federal fiscal year.

4. **Match liability for current Federal fiscal year:** The amount of match liability is available from HUD and is provided periodically to PJs. The match must be provided in the current year. The amount of match that must be provided is based on the amount of HOME funds drawn from the U.S. Treasury for HOME projects. The amount of match required equals 25% of the amount drawn down for HOME projects during the Federal fiscal year. Excess match may be carried over and used to meet match liability for subsequent years (see Part II line 5). Funds drawn down for administrative costs, CHDO operating expenses, and CHDO capacity building do not have to be matched. Funds drawn down for CHDO seed money and/or technical assistance loans do not have to be matched if the project does not go forward. A jurisdiction is allowed to get a partial reduction (50%) of match if it meets one of two statutory distress criteria, indicating "fiscal distress," or else a full reduction (100%) of match if it meets both criteria, indicating "severe fiscal distress." The two criteria are poverty rate (must be equal to or greater than 125% of the average national family poverty rate to qualify for a reduction) and per capita income (must be less than 75% of the national average per capita income to qualify for a reduction). In addition, a jurisdiction can get a full reduction if it is declared a disaster area under the Robert T. Stafford Disaster Relief and Emergency Act.

5. **Excess match carried over to next Federal fiscal year:** The total match available for the current Federal fiscal year (Part II, line 3) minus the match liability for the current Federal fiscal year (Part II, line 4). Excess match may be carried over and applied to future HOME project match liability.

Instructions for Part III:

1. **Project No. or Other ID:** "Project number" is assigned by the C/MI System when the PJ makes a project setup call. These projects involve at least some Treasury funds. If the HOME project does not involve Treasury funds, it must be identified with "other ID" as follows: the fiscal year (last two digits only), followed by a number (starting from "01" for the first non-Treasury-funded project of the fiscal year), and then at least one of the following abbreviations: "SF" for project using shortfall funds, "PI" for projects using program income, and "NON" for non-HOME-assisted affordable housing. Example: 93.01.SF, 93.02.PI, 93.03.NON, etc.

Shortfall funds are non-HOME funds used to make up the difference between the participation threshold and the amount of HOME funds allocated to the PJ; the participation threshold requirement applies only in the PJ's first year of eligibility. [§92.102]

Program income (also called "repayment income") is any return on the investment of HOME funds. This income must be deposited in the jurisdiction's HOME account to be used for HOME projects. [§92.503(b)]

- Non-HOME-assisted affordable housing is investment in housing not assisted by HOME funds that would qualify as "affordable housing" under the HOME Program definitions. "NON" funds must be contributed to a specific project; it is not sufficient to make a contribution to an entity engaged in developing affordable housing. [§92.219(b)]
2. **Date of Contribution:** Enter the date of contribution. Multiple entries may be made on a single line as long as the contributions were made during the current fiscal year. In such cases, if the contributions were made at different dates during the year, enter the date of the last contribution.
 3. **Cash:** Cash contributions from non-Federal resources. This means the funds are contributed permanently to the HOME Program regardless of the form of investment the jurisdiction provides to a project. Therefore all repayment, interest, or other return on investment of the contribution must be deposited in the PJ's HOME account to be used for HOME projects. The PJ, non-Federal public entities (State/local governments), private entities, and individuals can make contributions. The grant equivalent of a below-market interest rate loan to the project is eligible when the loan is not repayable to the PJ's HOME account. [§92.220(a)(1)] In addition, a cash contribution can count as match if it is used for eligible costs defined under §92.206 (except administrative costs and CHDO operating expenses) or under §92.209, or for the following non-eligible costs: the value of non-Federal funds used to remove and relocate ECHO units to accommodate eligible tenants, a project reserve account for replacements, a project reserve account for unanticipated increases in operating costs, operating subsidies, or costs relating to the portion of a mixed-income or mixed-use project not related to the affordable housing units. [§92.219(c)]
 4. **Foregone Taxes, Fees, Charges:** Taxes, fees, and charges that are normally and customarily charged but have been waived, foregone, or deferred in a manner that achieves affordability of the HOME-assisted housing. This includes State tax credits for low-income housing development. The amount of real estate taxes may be based on the post-improvement property value. For those taxes, fees, or charges given for future years, the value is the present discounted cash value. [§92.220(a)(2)]
 5. **Appraised Land/Real Property:** The appraised value, before the HOME assistance is provided and minus any debt burden, lien, or other encumbrance, of land or other real property, not acquired with Federal resources. The appraisal must be made by an independent, certified appraiser. [§92.220(a)(3)]
 6. **Required Infrastructure:** The cost of investment, not made with Federal resources, in on-site and off-site infrastructure directly required for HOME-assisted affordable housing. The infrastructure must have been completed no earlier than 12 months before HOME funds were committed. [§92.220(a)(4)]
 7. **Site preparation, Construction materials, Donated labor:** The reasonable value of any site-preparation and construction materials, not acquired with Federal resources, and any donated or voluntary labor (see §92.354(b)) in connection with the site-preparation for, or construction or rehabilitation of, affordable housing. The value of site-preparation and construction materials is determined in accordance with the PJ's cost estimate procedures. The value of donated or voluntary labor is determined by a single rate ("labor rate") to be published annually in the Notice Of Funding Availability (NOFA) for the HOME Program. [§92.220(6)]
 8. **Bond Financing:** Multifamily and single-family project bond financing must be validly issued by a State or local government (or an agency, instrumentality, or political subdivision thereof). 50% of a loan from bond proceeds made to a multifamily affordable housing project owner can count as match. 25% of a loan from bond proceeds made to a single-family affordable housing project owner can count as match. Loans from all bond proceeds, including excess bond match from prior years, may not exceed 25% of a PJ's total annual match contribution. [§92.220(a)(5)] The amount in excess of the 25% cap for bonds may carry over, and the excess will count as part of the statutory limit of up to 25% per year. Requirements regarding bond financing as an eligible source of match will be available upon publication of the implementing regulation early in FY 1994.
 9. **Total Match:** Total of items 3 through 8. This is the total match contribution for each project identified in item 1.
- Ineligible forms of match include:**
1. Contributions made with or derived from Federal resources e.g. CDBG funds [§92.220(b)(1)]
 2. Interest rate subsidy attributable to the Federal tax-exemption on financing or the value attributable to Federal tax credits [§92.220(b)(2)]
 3. Contributions from builders, contractors or investors, including owner equity, involved with HOME-assisted projects. [§92.220(b)(3)]
 4. Sweat equity [§92.220(b)(4)]
 5. Contributions from applicants/recipients of HOME assistance [§92.220(b)(5)]
 6. Fees/charges that are associated with the HOME Program only, rather than normally and customarily charged on all transactions or projects [§92.220(a)(2)]
 7. Administrative costs

U.S. Department of Housing and Urban Development
 Office of Community Planning and Development
 Integrated Disbursement and Information System
 Home Matching Liability Report

MACOMB COUNTY, MI

Fiscal Year	Match Percent	Total Disbursements	Disbursements Requiring Match	Match Liability Amount
1998	25.0%	\$691,120.80	\$635,420.80	\$158,855.20
1999	25.0%	\$465,476.09	\$410,976.09	\$102,744.02
2000	25.0%	\$478,308.46	\$478,308.46	\$119,577.11
2001	25.0%	\$512,493.23	\$413,783.40	\$103,445.85
2002	25.0%	\$374,030.31	\$354,640.14	\$88,660.03
2003	25.0%	\$471,163.78	\$348,063.78	\$87,015.94
2004	25.0%	\$632,702.75	\$556,147.16	\$139,036.79
2005	25.0%	\$1,099,811.17	\$1,025,457.87	\$256,364.46
2006	25.0%	\$1,355,503.41	\$1,282,364.13	\$320,591.03
2007	25.0%	\$830,146.10	\$773,539.60	\$193,384.90
2008	25.0%	\$1,390,775.92	\$1,300,018.36	\$325,004.59
2009	25.0%	\$862,258.12	\$767,745.77	\$191,936.44
2010	25.0%	\$816,774.18	\$695,359.33	\$173,839.83
2011	25.0%	\$665,953.33	\$492,593.12	\$123,148.28
2012	25.0%	\$485,197.46	\$387,859.22	\$96,964.80
2013	25.0%	\$2,037,967.37	\$1,882,493.26	\$470,623.31
2014	25.0%	\$1,631,995.36	\$1,392,551.95	\$348,137.98

IDIS - PR33

U.S. Department of Housing and Urban Development
Office of Community Planning and Development
Integrated Disbursement and Information System
Home Matching Liability Report

DATE: 08-01-18
TIME: 13:00
PAGE: 2

2015	25.0%	\$1,161,507.27	\$881,567.77	\$220,391.94
2016	25.0%	\$1,550,342.16	\$1,294,934.25	\$323,733.56
2017	25.0%	\$1,483,347.46	\$1,237,669.70	\$309,417.42

Annual Performance Report HOME Program

U.S. Department of Housing
and Urban Development
Office of Community Planning
and Development

OMB Approval No. 2506-0171
(exp. 06/30/2018)

Public reporting burden for this collection of information is estimated to average 2.5 hours per response, including the time for reviewing instructions, searching existing data sources, gathering and maintaining the data needed, and completing and reviewing the collection of information. This agency may not conduct or sponsor, and a person is not required to respond to, a collection of information unless it displays a valid OMB control number.

The HOME statute imposes a significant number of data collection and reporting requirements. This includes information on assisted properties, on the owners or tenants of the properties, and on other programmatic areas. The information will be used: 1) to assist HOME participants in managing their programs; 2) to track performance of participants in meeting fund commitments and expenditure deadlines; 3) to permit HUD to determine whether each participant meets the HOME statutory income targeting and affordability requirements; and 4) to permit HUD to determine compliance with other statutory and regulatory program requirements. This data collection is authorized under Title II of the Cranston-Gonzalez National Affordable Housing Act or related authorities. Access to Federal grant funds is contingent on the reporting of certain project-specific data elements. Records of information collected will be maintained by the recipients of the assistance. Information on activities and expenditures of grant funds is public information and is generally available for disclosure. Recipients are responsible for ensuring confidentiality when public disclosure is not required.

This form is in order to collect financial data to be aggregated nationally as a complement to data collected through the Cash and Management Information (C/M I) System. Participants should enter the reporting period in the first block. The reporting period is October 1 to September 30. Instructions are included for each section if further explanation is needed.

Submit this form on or before December 31

This report is for period (mm/dd/yyyy)

Starting	Ending	Date Submitted (mm/dd/yyyy)
07/01/2017	09/30/2018	09/28/2018

Send one copy to the appropriate HUD Field Office and one copy to:
HOME Program, Rm 7116, 451 7th Street, S.W., Washington, D.C. 20416

Part I Participant Identification

1. Participant Number M-I / DC-260203	2. Participant Name Macomb County	3. Phone Number (include Area Code) 586-469-6451
4. Name of Person completing this report Stephanie Burgess, Program Manager		5. Title Code 43036
6. Address 21865 Dunham Road, Suite 10	7. City Clinton Township	8. State MI

Part II Program Income

Enter the following program income amounts for the reporting period: in block 1, enter the balance on hand at the beginning; in block 2, enter the amount generated; in block 3, enter the amount expended; and in block 4, enter the amount for Tenant-Based Rental Assistance.

1. Balance on hand at beginning of Reporting Period	2. Amount received during Reporting Period	3. Total amount expended during Reporting Period	4. Amount expended for Tenant-Based Rental Assistance	5. Unexpended balance of Reporting Period (1 + 2 - 3) =
74,961.85	287,077.19	0	0	342,042.04

Part III Minority Business Enterprises (MBE) and Women Business Enterprises (WBE)

In the table below, indicate the number and dollar value of contracts for HOME projects completed during the reporting period.

A. Contracts	a. Total	Minority Business Enterprise (MBE)				f. Whole Non-Hispanic
		b. Asian Native or American Indian	c. Asian or Pacific Islander	d. Black Non-Hispanic	e. Hispanic	
1. Number	12	0	0	1	2	11
2. Dollar Amount	386,915	0	0	36,950	0	349,965
B. Sub-Contracts						
1. Number	0	0	0	0	0	0
2. Dollar Amount	0	0	0	0	0	0
C. Contracts	a. Total	b. Women Business Enterprise (WBE)		c. Total		
		1. Number	2. Dollar Amount			
1. Number	12	1	11	11		
2. Dollar Amount	386,915	36,950	349,965	349,965		
D. Sub-Contracts						
1. Number	0	0	0	0		
2. Dollar Amount	0	0	0	0		

Part IV Minority Owners of Rental Property

In the table below, indicate the number of HOME assisted rental property owners and the total dollar amount of HOME funds in these rental properties assisted during the reporting period.

	a. Total	Minority Property Owners				f. White Non-Hispanic
		b. Alaska Native or American Indian	c. Asian or Pacific Islander	d. Black Non-Hispanic	e. Hispanic	
1. Number	0	0	0	0	0	0
2. Dollar Amount	0	0	0	0	0	0

Part V Relocation and Real Property Acquisition

Indicate the number of persons displaced, the cost of relocation payments, the number of parcels acquired, and the cost of acquisition. The data provided should reflect only displacements and acquisitions occurring during the reporting period.

	a. Number		Minority Business Enterprises (MBE)			
	b. Total	c. Alaska Native or American Indian	d. Asian or Pacific Islander	e. Black Non-Hispanic	f. Hispanic	g. White Non-Hispanic
1. Parcels Acquired	0	0	0	0	0	0
2. Businesses Displaced	0	0	0	0	0	0
3. Nonprofit Organizations Displaced	0	0	0	0	0	0
4. Households Temporarily Relocated, not Displaced	0	0	0	0	0	0
5. Households Displaced - Number	0	0	0	0	0	0
6. Households Displaced - Cost	0	0	0	0	0	0

2017 SAGE Report

8/29/2018

Sage: Reports: HUD ESG CAPER 2017



HUD ESG CAPER 2017

Grant: **ESG: Macomb County - MI - Report** Type: **CAPER**

Report Date Range

7/1/2017 to 6/30/2018

Q01a. Contact Information

First name	Stephanie
Middle name	
Last name	Burgess
Suffix	
Title	
Street Address 1	21885 Dunham Rd., Suite 10
Street Address 2	
City	Clinton Township
State	Michigan
ZIP Code	48036
E-mail Address	stephanie.burgess@mscombgov.org
Phone Number	(586)469-6451
Extension	
Fax Number	

https://www.sagehmis.info/secure/reports/filterpages/galactic.aspx?reportID=40&client_ID=79053&157.4340=80972&iid=80972&autoexecute=true&... 1/17

Q01b. Grant Information

As of 8/3/2018

	FISCAL YEAR	GRANT NUMBER	CURRENT AUTHORIZED AMOUNT	TOTAL DRAWN	BALANCE	OBLIGATION DATE	EXPENDITURE DEADLINE
ESG Information from IDIS	2017	E17UC280005	\$155,280.00	\$80,028.70	\$75,251.30	9/22/2017	9/22/2019
	2016	E16UC280005	\$152,906.00	\$152,906.00	\$0	8/3/2016	8/3/2018
	2015	E15UC280005	\$150,746.00	\$150,746.00	\$0	8/5/2015	8/5/2017
	2014	E14UC280005	\$135,660.00	\$135,659.78	\$0.22	9/2/2014	9/2/2016
	2013	E13UC280005	\$115,553.00	\$115,553.00	\$0	11/27/2013	11/27/2015
	2012						
	2011						
	Total			\$710,145.00	\$634,893.48	\$75,251.52	

CAPER reporting includes funds used from fiscal year:

Project types carried out during the program year:

Enter the number of each type of projects funded through ESG during this program year.

Street Outreach	0
Emergency Shelter	3
Transitional Housing (grandfathered under ES)	0
Day Shelter (funded under ES)	0
Rapid Re-Housing	2
Homelessness Prevention	1

Q01c. Additional Information

HMIS

Comparable Database

Are 100% of the project(s) funded through ESG, which are allowed to use HMIS, entering data into HMIS?	Yes
Have all of the projects entered data into Sage via a CSV - CAPER Report upload?	Yes
Are 100% of the project(s) funded through ESG, which are allowed to use a comparable database, entering data into the comparable database?	Yes
Have all of the projects entered data into Sage via a CSV - CAPER Report upload?	No
→ If no, how many projects were provided with a one-time exception template to complete?	1
→ If no, how many projects have submitted their plan for meeting the CSV-CAPER report generation requirement for the next reporting year?	1

Q04a: Project Identifiers in HMIS

Organization Name	Region 10 Macomb CoC
Email unique ID record link	s0azsMbnBg
Organization ID	854
Project Name	Macomb Community Action - Macomb Co. - RRH - ESG 2017-2018
Project ID	11487
HMIS Project Type	13
Method of Tracking ES	
Is the Services Only (HMIS Project Type 5) affiliated with a residential project?	
Identify the Project ID's of the Housing Projects this Project is Affiliated with	
CSV Exception?	No
Uploaded via emailed hyperlink?	Yes
Project name (user-specified)	Macomb Community Action - RRH
Project type (user-specified)	PH - Rapid Re-Housing
Organization Name	Region 10 Macomb CoC
Email unique ID record link	AaFaJsL4U1
Organization ID	854
Project Name	Macomb Community Action - Macomb Co. - Prevention - ESG 2017-2018
Project ID	11489
HMIS Project Type	12
Method of Tracking ES	
Is the Services Only (HMIS Project Type 5) affiliated with a residential project?	
Identify the Project ID's of the Housing Projects this Project is Affiliated with	
CSV Exception?	No
Uploaded via emailed hyperlink?	Yes
Project name (user-specified)	Macomb Community Action - HP
Project type (user-specified)	Homelessness Prevention
Organization Name	MHC - MCWC Administrative - Macomb Co.
Email unique ID record link	GelKIC99e
Organization ID	2238
Project Name	MHC - MCWC - Macomb Co. - Warming Center (Ray of Hope) - MSHDA ESG
Project ID	2360
HMIS Project Type	1
Method of Tracking ES	3
Is the Services Only (HMIS Project Type 5) affiliated with a residential project?	
Identify the Project ID's of the Housing Projects this Project is Affiliated with	
CSV Exception?	No
Uploaded via emailed hyperlink?	Yes
Project name (user-specified)	Macomb Warming Center - Shelter Operations
Project type (user-specified)	Emergency Shelter
Organization Name	Turning Point
Email unique ID record link	WQXZrTDCpU
Organization ID	
Project Name	Turning Point - Shelter Operations
Project ID	
HMIS Project Type	1
Method of Tracking ES	
Is the Services Only (HMIS Project Type 5) affiliated with a residential project?	
Identify the Project ID's of the Housing Projects this Project is Affiliated with	
CSV Exception?	Yes
Uploaded via emailed hyperlink?	Yes
Project name (user-specified)	Turning Point - Shelter Operations

https://www.sagehmis.info/secure/reports/filterpages/galactic.aspx?reportID=40&client_ID=79053&157.4340=80972&iid=80972&autoexecute=true&... 3/17

8/29/2018

Sage: Reports: HUD ESG CAPER 2017

Project type (user-specified)	Emergency Shelter
Organization Name	MDHHS - MCREST - Macomb Co. - Rotating Emergency Shelter - MSHDA ESG - (DHS) ES
Email unique ID record link	CgG3DSXLe9
Organization ID	1394
Project Name	MCREST - Macomb Co. - ESG/RRH - HUD
Project ID	11488
HMIS Project Type	13
Method of Tracking ES	
Is the Services Only (HMIS Project Type 6) affiliated with a residential project?	
Identify the Project ID's of the Housing Projects this Project is Affiliated with	
CSV Exception?	No
Uploaded via emailed hyperlink?	Yes
Project name (user-specified)	MCREST - RRH
Project type (user-specified)	PH - Rapid Re-Housing
Organization Name	MCREST - Macomb Co.
Email unique ID record link	8aDjlg23R
Organization ID	1122
Project Name	MDHHS - MCREST - Macomb Co. - Rotating Emergency Shelter - MSHDA ESG - (DHS) ES
Project ID	1394
HMIS Project Type	1
Method of Tracking ES	0
Is the Services Only (HMIS Project Type 6) affiliated with a residential project?	
Identify the Project ID's of the Housing Projects this Project is Affiliated with	
CSV Exception?	No
Uploaded via emailed hyperlink?	Yes
Project name (user-specified)	MCREST- Shelter Operations
Project type (user-specified)	Emergency Shelter

Q05a: Report Validations Table

Total Number of Persons Served	1753
Number of Adults (Age 18 or Over)	1308
Number of Children (Under Age 18)	438
Number of Persons with Unknown Age	7
Number of Leavers	1606
Number of Adult Leavers	1219
Number of Adult and Head of Household Leavers	1229
Number of Stayers	147
Number of Adult Stayers	89
Number of Veterans	60
Number of Chronically Homeless Persons	171
Number of Youth Under Age 25	115
Number of Parenting Youth Under Age 25 with Children	46
Number of Adult Heads of Household	1289
Number of Child and Unknown-Age Heads of Household	5
Heads of Households and Adult Stayers in the Project 365 Days or More	0

https://www.sagehmis.info/secure/reports/filterpages/galactic.aspx?reportID=40&client_ID=79053&157.4340=80972&iid=80972&autoexecute=true&... 4/17

Q06a: Data Quality: Personally Identifying Information (PII)

Data Element	Client Doesn't Know/Refused	Information Missing	Data Issues	% of Error Rate
Name	0	2	1	0.00 %
Social Security Number	20	494	330	28.04 %
Date of Birth	2	5	2	0.28 %
Race	39	2	0	2.23 %
Ethnicity	12	13	0	1.39 %
Gender	0	0	0	0.00 %
Overall Score				28.04 %

Q06b: Data Quality: Universal Data Elements

	Error Count	% of Error Rate
Veteran Status	12	0.92 %
Project Start Date	0	0.00 %
Relationship to Head of Household	2	0.11 %
Client Location	0	0.00 %
Disabling Condition	4	0.23 %

Q06c: Data Quality: Income and Housing Data Quality

	Error Count	% of Error Rate
Destination	105	6.60 %
Income and Sources at Start	289	22.33 %
Income and Sources at Annual Assessment	0	--
Income and Sources at Exit	269	21.89 %

Q06d: Data Quality: Chronic Homelessness

	Count of Total Records	Missing Time in Institution	Missing Time in Housing	Approximate Date Started DK/R/missing	Number of Times DK/R/missing	Number of Months DK/R/missing	% of Records Unable to Calculate
ES, SH, Street Outreach	1235	0	0	1	2	3	0.00
TH	0	0	0	0	0	0	--
PH (All)	62	0	0	0	2	2	23251.81
Total	1297	0	0	0	0	0	0.00

Q06e: Data Quality: Timeliness

	Number of Project Entry Records	Number of Project Exit Records
0 days	595	479
1-3 Days	209	183
4-6 Days	102	134
7-10 Days	195	96
11+ Days	590	714

Q06f: Data Quality: Inactive Records: Street Outreach & Emergency Shelter

	# of Records	# of Inactive Records	% of Inactive Records
Contact (Adults and Heads of Household in Street Outreach or ES - NBN)	5	5	100.00 %
Bed Night (All Clients in ES - NBN)	5	557	11,140.00 %

https://www.sagehmis.info/secure/reports/filterpages/galactic.aspx?reportID=40&client_ID=79053&157.4340=80972&iid=80972&autoexecute=true&... 5/17

Q07a: Number of Persons Served

	Total	Without Children	With Children and Adults	With Only Children	Unknown Household Type
Adults	1308	1088	219	0	1
Children	438	0	430	3	5
Client Doesn't Know/ Client Refused	5	0	0	0	5
Data Not Collected	2	0	0	0	2
Total	1753	1088	649	3	13

Q08a: Households Served

	Total	Without Children	With Children and Adults	With Only Children	Unknown Household Type
Total Households	1299	1081	208	3	7

Q08b: Point-in-Time Count of Households on the Last Wednesday

	Total	Without Children	With Children and Adults	With Only Children	Unknown Household Type
January	160	128	30	2	0
April	83	53	30	0	0
July	71	50	20	0	1
October	74	52	22	0	0

Q09a: Number of Persons Contacted

	All Persons Contacted	First contact – NOT staying on the Streets, ES, or SH	First contact – WAS staying on Streets, ES, or SH	First contact – Worker unable to determine
Once	0	0	0	0
2-5 Times	0	0	0	0
6-9 Times	0	0	0	0
10+ Times	0	0	0	0
Total Persons Contacted	0	0	0	0

Q09b: Number of Persons Engaged

	All Persons Contacted	First contact – NOT staying on the Streets, ES, or SH	First contact – WAS staying on Streets, ES, or SH	First contact – Worker unable to determine
Once	0	0	0	0
2-5 Contacts	0	0	0	0
6-9 Contacts	0	0	0	0
10+ Contacts	0	0	0	0
Total Persons Engaged	0	0	0	0
Rate of Engagement	0.00	0.00	0.00	0.00

Q10a: Gender of Adults

	Total	Without Children	With Children and Adults	Unknown Household Type
Male	732	719	13	0
Female	575	368	206	1
Trans Male (FTM or Female to Male)	0	0	0	0
Trans Female (MTF or Male to Female)	1	1	0	0
Gender Non-Conforming (i.e. not exclusively male or female)	0	0	0	0
Client Doesn't Know/Client Refused	0	0	0	0
Data Not Collected	0	0	0	0
Subtotal	1308	1088	219	1

https://www.sagehmis.info/secure/reports/filterpages/galactic.aspx?reportID=40&client_ID=79053&157.4340=80972&iid=80972&autoexecute=true&... 6/17

Q10b: Gender of Children

	Total	With Children and Adults	With Only Children	Unknown Household Type
Male	228	223	3	2
Female	210	207	0	3
Trans Male (FTM or Female to Male)	0	0	0	0
Trans Female (MTF or Male to Female)	0	0	0	0
Gender Non-Conforming (i.e. not exclusively male or female)	0	0	0	0
Client Doesn't Know/Client Refused	0	0	0	0
Data Not Collected	0	0	0	0
Subtotal	438	430	3	5

Q10c: Gender of Persons Missing Age Information

	Total	Without Children	With Children and Adults	With Only Children	Unknown Household Type
Male	1	0	0	0	1
Female	6	0	0	0	6
Trans Male (FTM or Female to Male)	0	0	0	0	0
Trans Female (MTF or Male to Female)	0	0	0	0	0
Gender Non-Conforming (i.e. not exclusively male or female)	0	0	0	0	0
Client Doesn't Know/Client Refused	0	0	0	0	0
Data Not Collected	0	0	0	0	0
Subtotal	7	0	0	0	7

Q10d: Gender by Age Ranges

	Total	Under Age 18	Age 18-24	Age 25-61	Age 62 and over	Client Doesn't Know/ Client Refused	Data Not Collected
Male	961	228	49	625	58	0	1
Female	791	210	75	477	23	2	4
Trans Female (MTF or Male to Female)	0	0	0	0	0	0	0
Trans Male (FTM or Female to Male)	1	0	0	1	0	0	0
Gender Non-Conforming (i.e. not exclusively male or female)	0	0	0	0	0	0	0
Client Doesn't Know/Client Refused	0	0	0	0	0	0	0
Data Not Collected	0	0	0	0	0	0	0
Subtotal	1753	438	124	1103	81	2	5

Q11: Age

	Total	Without Children	With Children and Adults	With Only Children	Unknown Household Type
Under 5	206	0	201	3	2
5 - 12	193	0	191	0	2
13 - 17	39	0	38	0	1
18 - 24	124	89	35	0	0
25 - 34	289	170	119	0	0
35 - 44	282	233	49	0	0
45 - 54	322	306	16	0	0
55 - 61	210	209	0	0	1
62+	81	81	0	0	0
Client Doesn't Know/Client Refused	2	0	0	0	2
Data Not Collected	5	0	0	0	5
Total	1753	1088	649	3	13

Q12a: Race

	Total	Without Children	With Children and Adults	With Only Children	Unknown Household Type
White	757	616	134	3	4
Black or African American	855	439	416	0	0
Asian	10	2	8	0	0
American Indian or Alaska Native	6	3	3	0	0
Native Hawaiian or Other Pacific Islander	1	1	0	0	0
Multiple Races	83	20	63	0	0
Client Doesn't Know/Client Refused	39	6	25	0	8
Data Not Collected	2	1	0	0	1
Total	1753	1088	649	3	13

Q12b: Ethnicity

	Total	Without Children	With Children and Adults	With Only Children	Unknown Household Type
Non-Hispanic/Non-Latino	1668	1056	606	3	4
Hispanic/Latino	60	29	31	0	0
Client Doesn't Know/Client Refused	12	0	5	0	7
Data Not Collected	13	3	8	0	2
Total	1753	1088	649	3	13

Q13a1: Physical and Mental Health Conditions at Start

	Total Persons	Without Children	With Children and Adults	With Only Children	Unknown Household Type
Mental Health Problem	346	286	58	2	0
Alcohol Abuse	76	74	1	1	0
Drug Abuse	97	89	7	1	0
Both Alcohol and Drug Abuse	92	88	4	0	0
Chronic Health Condition	189	163	24	1	1
HIV/AIDS	2	1	1	0	0
Developmental Disability	86	49	35	1	1
Physical Disability	343	268	72	2	1

Q13b1: Physical and Mental Health Conditions at Exit

	Total Persons	Without Children	With Children and Adults	With Only Children	Unknown Household Type
Mental Health Problem	341	288	51	2	0
Alcohol Abuse	72	70	1	1	0
Drug Abuse	93	87	5	1	0
Both Alcohol and Drug Abuse	93	89	4	0	0
Chronic Health Condition	182	164	16	1	1
HIV/AIDS	2	1	1	0	0
Developmental Disability	84	51	31	1	1
Physical Disability	319	257	59	2	1

Q13c1: Physical and Mental Health Conditions for Stayers

	Total Persons	Without Children	With Children and Adults	With Only Children	Unknown Household Type
Mental Health Problem	27	20	7	0	0
Alcohol Abuse	11	11	0	0	0
Drug Abuse	10	8	2	0	0
Both Alcohol and Drug Abuse	2	2	0	0	0
Chronic Health Condition	22	14	8	0	0
HIV/AIDS	0	0	0	0	0
Developmental Disability	5	1	4	0	0
Physical Disability	39	26	13	0	0

Q14a: Domestic Violence History

	Total	Without Children	With Children and Adults	With Only Children	Unknown Household Type
Yes	403	229	167	1	6
No	563	511	51	1	0
Client Doesn't Know/Client Refused	40	39	1	0	0
Data Not Collected	312	309	1	1	1
Total	1318	1088	220	3	7

Q14b: Persons Fleeing Domestic Violence

	Total	Without Children	With Children and Adults	With Only Children	Unknown Household Type
Yes	275	132	138	0	5
No	122	93	27	1	1
Client Doesn't Know/Client Refused	0	0	0	0	0
Data Not Collected	6	4	2	0	0
Total	403	229	167	1	6

Q15: Living Situation

	Total	Without Children	With Children and Adults	With Only Children	Unknown Household Type
Homeless Situations	0	0	0	0	0
Emergency shelter, including hotel or motel paid for with emergency shelter voucher	166	130	36	0	0
Transitional housing for homeless persons (including homeless youth)	2	2	0	0	0
Place not meant for habitation	413	393	17	3	0
Safe Haven	12	7	4	0	1
Interim Housing	1	1	0	0	0
Subtotal	594	533	57	3	1
Institutional Settings	0	0	0	0	0
Psychiatric hospital or other psychiatric facility	4	4	0	0	0
Substance abuse treatment facility or detox center	0	0	0	0	0
Hospital or other residential non-psychiatric medical facility	49	49	0	0	0
Jail, prison or juvenile detention facility	21	21	0	0	0
Foster care home or foster care group home	0	0	0	0	0
Long-term care facility or nursing home	1	1	0	0	0
Residential project or halfway house with no homeless criteria	6	6	0	0	0
Subtotal	81	81	0	0	0
Other Locations	0	0	0	0	0
Permanent housing (other than RRH) for formerly homeless persons	0	0	0	0	0
Owned by client, no ongoing housing subsidy	3	2	1	0	0
Owned by client, with ongoing housing subsidy	0	0	0	0	0
Rental by client, no ongoing housing subsidy	119	104	14	0	1
Rental by client, with VASH subsidy	0	0	0	0	0
Rental by client with GPD TIP subsidy	1	1	0	0	0
Rental by client, with other housing subsidy (including RRH)	2	2	0	0	0
Hotel or motel paid for without emergency shelter voucher	89	80	9	0	0
Staying or living in a friend's room, apartment or house	107	101	6	0	0
Staying or living in a family member's room, apartment or house	114	92	22	0	0
Client Doesn't Know/Client Refused	24	13	11	0	0
Data Not Collected	184	79	100	0	5
Subtotal	643	474	163	0	6
Total	1318	1088	220	3	7

Q20a: Type of Non-Cash Benefit Sources

	Benefit at Start	Benefit at Latest Annual Assessment for Stayers	Benefit at Exit for Leavers
Supplemental Nutritional Assistance Program	427	0	398
WIC	20	0	21
TANF Child Care Services	4	0	6
TANF Transportation Services	0	0	0
Other TANF-Funded Services	12	0	14
Other Source	0	0	0

Q21: Health Insurance

	At Start	At Annual Assessment for Stayers	At Exit for Leavers
Medicaid	893	0	813
Medicare	83	0	79
State Children's Health Insurance Program	94	0	88
VA Medical Services	14	0	14
Employer Provided Health Insurance	35	0	30
Health Insurance Through COBRA	2	0	2
Private Pay Health Insurance	26	0	24
State Health Insurance for Adults	94	0	84
Indian Health Services Program	2	0	2
Other	2	0	2
No Health Insurance	255	0	241
Client Doesn't Know/Client Refused	62	0	62
Data Not Collected	388	0	354
Number of Stayers Not Yet Required to Have an Annual Assessment	0	147	0
1 Source of Health Insurance	789	0	694
More than 1 Source of Health Insurance	116	0	110

Q22a2: Length of Participation – ESG Projects

	Total	Leavers	Stayers
0 to 7 days	571	551	20
8 to 14 days	212	199	13
15 to 21 days	172	147	25
22 to 30 days	167	144	23
31 to 60 days	263	247	16
61 to 90 days	199	175	24
91 to 180 days	156	132	24
181 to 365 days	13	11	2
366 to 730 days (1-2 Yrs)	0	0	0
731 to 1,095 days (2-3 Yrs)	0	0	0
1,096 to 1,460 days (3-4 Yrs)	0	0	0
1,461 to 1,825 days (4-5 Yrs)	0	0	0
More than 1,825 days (> 5 Yrs)	0	0	0
Data Not Collected	0	0	0
Total	1753	1605	147

Q22c: RRH Length of Time between Project Start Date and Housing Move-in Date

	Total	Without Children	With Children and Adults	With Only Children	Unknown Household Type
7 days or less	23	7	16	0	0
8 to 14 days	17	4	13	0	0
15 to 21 days	13	4	9	0	0
22 to 30 days	18	7	11	0	0
31 to 60 days	3	0	3	0	0
61 to 180 days	4	1	3	0	0
181 to 365 days	0	0	0	0	0
366 to 730 days (1-2 Yrs)	0	0	0	0	0
Data Not Collected	40	7	31	0	2
Total	118	30	86	0	2

https://www.sagehmis.info/secure/reports/filterpages/galactic.aspx?reportID=40&client_ID=79053&157.4340=80972&iid=80972&autoexecute=true&... 11/17

Q22d: Length of Participation by Household Type

	Total	Without Children	With Children and Adults	With Only Children	Unknown Household Type
7 days or less	571	450	109	1	11
8 to 14 days	212	133	79	0	0
15 to 21 days	172	91	81	0	0
22 to 30 days	167	77	90	0	0
31 to 60 days	263	136	127	0	0
61 to 90 days	199	148	50	1	0
91 to 180 days	156	49	104	1	2
181 to 365 days	13	4	9	0	0
366 to 730 days (1-2 Yrs)	0	0	0	0	0
731 to 1,095 days (2-3 Yrs)	0	0	0	0	0
1,096 to 1,460 days (3-4 Yrs)	0	0	0	0	0
1,461 to 1,825 days (4-5 Yrs)	0	0	0	0	0
More than 1,825 days (> 5 Yrs)	0	0	0	0	0
Data Not Collected	0	0	0	0	0
Total	1753	1088	649	3	13

Q23a: Exit Destination – More Than 90 Days

	Total	Without Children	With Children and Adults	With Only Children	Unknown Household Type
Permanent Destinations	0	0	0	0	0
Moved from one HOPWA funded project to HOPWA PH	0	0	0	0	0
Owned by client, no ongoing housing subsidy	0	0	0	0	0
Owned by client, with ongoing housing subsidy	0	0	0	0	0
Rental by client, no ongoing housing subsidy	9	2	5	0	2
Rental by client, with VASH housing subsidy	0	0	0	0	0
Rental by client, with GPD TIP housing subsidy	0	0	0	0	0
Rental by client, with other ongoing housing subsidy	15	4	11	0	0
Permanent housing (other than RRH) for formerly homeless persons	0	0	0	0	0
Staying or living with family, permanent tenure	0	0	0	0	0
Staying or living with friends, permanent tenure	0	0	0	0	0
Rental by client, with RRH or equivalent subsidy	0	0	0	0	0
Subtotal	24	6	16	0	2
Temporary Destinations	0	0	0	0	0
Emergency shelter, including hotel or motel paid for with emergency shelter voucher	0	0	0	0	0
Moved from one HOPWA funded project to HOPWA TH	0	0	0	0	0
Transitional housing for homeless persons (including homeless youth)	0	0	0	0	0
Staying or living with family, temporary tenure (e.g. room, apartment or house)	4	0	4	0	0
Staying or living with friends, temporary tenure (e.g. room, apartment or house)	0	0	0	0	0
Place not meant for habitation (e.g., a vehicle, an abandoned building, bus/train/subway station/airport or anywhere outside)	0	0	0	0	0
Safe Haven	0	0	0	0	0
Hotel or motel paid for without emergency shelter voucher	0	0	0	0	0
Subtotal	4	0	4	0	0
Institutional Settings	0	0	0	0	0
Foster care home or group foster care home	0	0	0	0	0
Psychiatric hospital or other psychiatric facility	0	0	0	0	0
Substance abuse treatment facility or detox center	0	0	0	0	0
Hospital or other residential non-psychiatric medical facility	0	0	0	0	0
Jail, prison, or juvenile detention facility	0	0	0	0	0
Long-term care facility or nursing home	0	0	0	0	0
Subtotal	0	0	0	0	0
Other Destinations	0	0	0	0	0
Residential project or halfway house with no homeless criteria	0	0	0	0	0
Deceased	0	0	0	0	0
Other	0	0	0	0	0
Client Doesn't Know/Client Refused	0	0	0	0	0
Data Not Collected (no exit interview completed)	2	0	2	0	0
Subtotal	2	0	2	0	0
Total	30	6	22	0	2
Total persons exiting to positive housing destinations	24	6	16	0	2
Total persons whose destinations excluded them from the calculation	0	0	0	0	0
Percentage	80.00 %	100.00 %	72.73 %	--	100.00 %

Q23b: Exit Destination – 90 Days or Less

	Total	Without Children	With Children and Adults	With Only Children	Unknown Household Type
Permanent Destinations	0	0	0	0	0
Moved from one HOPWA funded project to HOPWA PH	0	0	0	0	0
Owned by client, no ongoing housing subsidy	0	0	0	0	0
Owned by client, with ongoing housing subsidy	0	0	0	0	0
Rental by client, no ongoing housing subsidy	2	0	2	0	0
Rental by client, with VASH housing subsidy	1	1	0	0	0
Rental by client, with GPD TIP housing subsidy	0	0	0	0	0
Rental by client, with other ongoing housing subsidy	50	15	35	0	0
Permanent housing (other than RRH) for formerly homeless persons	1	1	0	0	0
Staying or living with family, permanent tenure	4	0	4	0	0
Staying or living with friends, permanent tenure	0	0	0	0	0
Rental by client, with RRH or equivalent subsidy	0	0	0	0	0
Subtotal	58	17	41	0	0
Temporary Destinations	0	0	0	0	0
Emergency shelter, including hotel or motel paid for with emergency shelter voucher	0	0	0	0	0
Moved from one HOPWA funded project to HOPWA TH	0	0	0	0	0
Transitional housing for homeless persons (including homeless youth)	0	0	0	0	0
Staying or living with family, temporary tenure (e.g. room, apartment or house)	0	0	0	0	0
Staying or living with friends, temporary tenure (e.g. room, apartment or house)	0	0	0	0	0
Place not meant for habitation (e.g., a vehicle, an abandoned building, bus/train/subway station/airport or anywhere outside)	0	0	0	0	0
Safe Haven	0	0	0	0	0
Hotel or motel paid for without emergency shelter voucher	0	0	0	0	0
Subtotal	0	0	0	0	0
Institutional Settings	0	0	0	0	0
Foster care home or group foster care home	0	0	0	0	0
Psychiatric hospital or other psychiatric facility	0	0	0	0	0
Substance abuse treatment facility or detox center	0	0	0	0	0
Hospital or other residential non-psychiatric medical facility	0	0	0	0	0
Jail, prison, or juvenile detention facility	1	1	0	0	0
Long-term care facility or nursing home	0	0	0	0	0
Subtotal	1	1	0	0	0
Other Destinations	0	0	0	0	0
Residential project or halfway house with no homeless criteria	0	0	0	0	0
Deceased	0	0	0	0	0
Other	0	0	0	0	0
Client Doesn't Know/Client Refused	0	0	0	0	0
Data Not Collected (no exit interview completed)	0	0	0	0	0
Subtotal	0	0	0	0	0
Total	59	18	41	0	0
Total persons exiting to positive housing destinations	58	17	41	0	0
Total persons whose destinations excluded them from the calculation	0	0	0	0	0
Percentage	98.31 %	94.44 %	100.00 %	--	--

https://www.sagehmis.info/secure/reports/filterpages/galactic.aspx?reportID=40&client_ID=79053&157.4340=80972&iid=80972&autoexecute=true&... 14/17

Q23c: Exit Destination – All persons

	Total	Without Children	With Children and Adults	With Only Children	Unknown Household Type
Moved from one HOPWA funded project to HOPWA PH	0	0	0	0	0
Owned by client, no ongoing housing subsidy	1	1	0	0	0
Owned by client, with ongoing housing subsidy	0	0	0	0	0
Rental by client, no ongoing housing subsidy	76	20	56	0	0
Rental by client, with WASH housing subsidy	2	2	0	0	0
Rental by client, with GPD TIP housing subsidy	0	0	0	0	0
Rental by client, with other ongoing housing subsidy	24	14	10	0	0
Permanent housing (other than RRH) for formerly homeless persons	2	2	0	0	0
Staying or living with family, permanent tenure	21	8	13	0	0
Staying or living with friends, permanent tenure	6	6	0	0	0
Rental by client, with RRH or equivalent subsidy	19	4	15	0	0
Subtotal	151	57	94	0	0
Emergency shelter, including hotel or motel paid for with emergency shelter voucher	266	204	60	2	0
Moved from one HOPWA funded project to HOPWA TH	0	0	0	0	0
Transitional housing for homeless persons (including homeless youth)	6	4	2	0	0
Staying or living with family, temporary tenure (e.g. room, apartment or house)	195	51	142	0	2
Staying or living with friends, temporary tenure (e.g. room, apartment or house)	45	21	21	0	3
Place not meant for habitation (e.g., a vehicle, an abandoned building, bus/train/subway station/airport or anywhere outside)	587	585	0	1	1
Safe Haven	0	0	0	0	0
Hotel or motel paid for without emergency shelter voucher	41	19	19	0	3
Subtotal	1140	884	244	3	9
Foster care home or group foster care home	0	0	0	0	0
Psychiatric hospital or other psychiatric facility	2	2	0	0	0
Substance abuse treatment facility or detox center	3	1	2	0	0
Hospital or other residential non-psychiatric medical facility	11	8	3	0	0
Jail, prison, or juvenile detention facility	7	6	1	0	0
Long-term care facility or nursing home	1	1	0	0	0
Subtotal	24	18	6	0	0
Residential project or halfway house with no homeless criteria	1	1	0	0	0
Deceased	0	0	0	0	0
Other	3	3	0	0	0
Client Doesn't Know/Client Refused	92	25	65	0	2
Data Not Collected (no exit interview completed)	106	17	89	0	0
Subtotal	202	46	154	0	2
Total	1517	1005	498	3	11
Total persons exiting to positive housing destinations	114	54	60	0	0
Total persons whose destinations excluded them from the calculation	12	9	3	0	0

Q24: Homelessness Prevention Housing Assessment at Exit

	Total	Without Children	With Children and Adults	With Only Children	Unknown Household Type
Able to maintain the housing they had at project start--Without a subsidy	4	1	3	0	0
Able to maintain the housing they had at project start--With the subsidy they had at project start	0	0	0	0	0
Able to maintain the housing they had at project start--With an on-going subsidy acquired since project start	0	0	0	0	0
Able to maintain the housing they had at project start--Only with financial assistance other than a subsidy	8	2	6	0	0
Moved to new housing unit--With on-going subsidy	0	0	0	0	0
Moved to new housing unit--Without an on-going subsidy	7	0	7	0	0
Moved in with family/friends on a temporary basis	0	0	0	0	0
Moved in with family/friends on a permanent basis	0	0	0	0	0
Moved to a transitional or temporary housing facility or program	0	0	0	0	0
Client became homeless -- moving to a shelter or other place unfit for human habitation	0	0	0	0	0
Client went to jail/prison	0	0	0	0	0
Client died	0	0	0	0	0
Client doesn't know/Client refused	0	0	0	0	0
Data not collected (no exit interview completed)	18	0	18	0	0
Total	37	3	34	0	0

Q25a: Number of Veterans

	Total	Without Children	With Children and Adults	Unknown Household Type
Chronically Homeless Veteran	10	10	0	0
Non-Chronically Homeless Veteran	50	46	4	0
Not a Veteran	1236	1024	211	1
Client Doesn't Know/Client Refused	3	1	2	0
Data Not Collected	9	7	2	0
Total	1308	1088	219	1

Q26b: Number of Chronically Homeless Persons by Household

	Total	Without Children	With Children and Adults	With Only Children	Unknown Household Type
Chronically Homeless	171	136	33	0	2
Not Chronically Homeless	1574	944	616	3	11
Client Doesn't Know/Client Refused	3	3	0	0	0
Data Not Collected	5	5	0	0	0
Total	1753	1088	649	3	13

https://www.sagehmis.info/secure/reports/filterpages/galactic.aspx?reportID=40&client_ID=79053&157.4340=80972&iid=80972&autoexecute=true&... 17/17

PR26



Office of Community Planning and Development
 U.S. Department of Housing and Urban Development
 Integrated Disbursement and Information System
 PR26 - CDBG Financial Summary Report
 Program Year 2017
 MACOMB COUNTY , MI

DATE: 08-16-18
 TIME: 11:02
 PAGE: 1

PART I: SUMMARY OF CDBG RESOURCES

01 UNEXPENDED CDBG FUNDS AT END OF PREVIOUS PROGRAM YEAR	2,161,577.22
02 ENTITLEMENT GRANT	1,715,571.00
03 SURPLUS URBAN RENEWAL	0.00
04 SECTION 108 GUARANTEED LOAN FUNDS	0.00
05 CURRENT YEAR PROGRAM INCOME	47,789.00
05a CURRENT YEAR SECTION 108 PROGRAM INCOME (FOR SI TYPE)	0.00
06 FUNDS RETURNED TO THE LINE-OF-CREDIT	0.00
06a FUNDS RETURNED TO THE LOCAL CDBG ACCOUNT	0.00
07 ADJUSTMENT TO COMPUTE TOTAL AVAILABLE	0.00
08 TOTAL AVAILABLE (SUM, LINES 01-07)	3,924,937.22

PART II: SUMMARY OF CDBG EXPENDITURES

09 DISBURSEMENTS OTHER THAN SECTION 108 REPAYMENTS AND PLANNING/ADMINISTRATION	1,432,194.07
10 ADJUSTMENT TO COMPUTE TOTAL AMOUNT SUBJECT TO LOW/MOD BENEFIT	54,292.23
11 AMOUNT SUBJECT TO LOW/MOD BENEFIT (LINE 09 + LINE 10)	1,486,486.30
12 DISBURSED IN IDIS FOR PLANNING/ADMINISTRATION	297,341.59
13 DISBURSED IN IDIS FOR SECTION 108 REPAYMENTS	0.00
14 ADJUSTMENT TO COMPUTE TOTAL EXPENDITURES	0.00
15 TOTAL EXPENDITURES (SUM, LINES 11-14)	1,783,827.89
16 UNEXPENDED BALANCE (LINE 08 - LINE 15)	2,141,109.33

PART III: LOWMOD BENEFIT THIS REPORTING PERIOD

17 EXPENDED FOR LOW/MOD HOUSING IN SPECIAL AREAS	0.00
18 EXPENDED FOR LOW/MOD MULTI-UNIT HOUSING	48,078.42
19 DISBURSED FOR OTHER LOW/MOD ACTIVITIES	1,366,814.98
20 ADJUSTMENT TO COMPUTE TOTAL LOW/MOD CREDIT	0.00
21 TOTAL LOW/MOD CREDIT (SUM, LINES 17-20)	1,414,893.40
22 PERCENT LOW/MOD CREDIT (LINE 21/LINE 11)	95.18%

LOW/MOD BENEFIT FOR MULTI-YEAR CERTIFICATIONS

23 PROGRAM YEARS(PY) COVERED IN CERTIFICATION	PY: 2017 PY: PY:
24 CUMULATIVE NET EXPENDITURES SUBJECT TO LOW/MOD BENEFIT CALCULATION	1,486,486.30
25 CUMULATIVE EXPENDITURES BENEFITING LOW/MOD PERSONS	1,414,893.40
26 PERCENT BENEFIT TO LOW/MOD PERSONS (LINE 25/LINE 24)	95.18%

PART IV: PUBLIC SERVICE (Ps) CAP CALCULATIONS

27 DISBURSED IN IDIS FOR PUBLIC SERVICES	182,722.54
28 PS UNLIQUIDATED OBLIGATIONS AT END OF CURRENT PROGRAM YEAR	0.00
29 PS UNLIQUIDATED OBLIGATIONS AT END OF PREVIOUS PROGRAM YEAR	0.00
30 ADJUSTMENT TO COMPUTE TOTAL PS OBLIGATIONS	0.00
31 TOTAL PS OBLIGATIONS (LINE 27 + LINE 28 - LINE 29 + LINE 30)	182,722.54
32 ENTITLEMENT GRANT	1,715,571.00
33 PRIOR YEAR PROGRAM INCOME	54,810.50
34 ADJUSTMENT TO COMPUTE TOTAL SUBJECT TO PS CAP	0.00
35 TOTAL SUBJECT TO PS CAP (SUM, LINES 32-34)	1,770,381.50
36 PERCENT FUNDS OBLIGATED FOR PS ACTIVITIES (LINE 31/LINE 35)	10.32%

PART V: PLANNING AND ADMINISTRATION (PA) CAP

37 DISBURSED IN IDIS FOR PLANNING/ADMINISTRATION	297,341.59
38 PA UNLIQUIDATED OBLIGATIONS AT END OF CURRENT PROGRAM YEAR	0.00
39 PA UNLIQUIDATED OBLIGATIONS AT END OF PREVIOUS PROGRAM YEAR	0.00
40 ADJUSTMENT TO COMPUTE TOTAL PA OBLIGATIONS	0.00
41 TOTAL PA OBLIGATIONS (LINE 37 + LINE 38 - LINE 39 +LINE 40)	297,341.59
42 ENTITLEMENT GRANT	1,715,571.00
43 CURRENT YEAR PROGRAM INCOME	47,789.00
44 ADJUSTMENT TO COMPUTE TOTAL SUBJECT TO PA CAP	0.00
45 TOTAL SUBJECT TO PA CAP (SUM, LINES 42-44)	1,763,360.00
46 PERCENT FUNDS OBLIGATED FOR PA ACTIVITIES (LINE 41/LINE 45)	16.86%



LINE 17 DETAIL: ACTIVITIES TO CONSIDER IN DETERMINING THE AMOUNT TO ENTER ON LINE 17

Report returned no data.

LINE 18 DETAIL: ACTIVITIES TO CONSIDER IN DETERMINING THE AMOUNT TO ENTER ON LINE 18

Report returned no data.

LINE 19 DETAIL: ACTIVITIES INCLUDED IN THE COMPUTATION OF LINE 19

Plan Year	IDIS Project	IDIS Activity	Voucher Number	Activity Name	Matrix Code	National Objective	Drawn Amount
2015	11	3137	6084671	Harrison Township Senior Center Improvements	03A	LMC	\$10,000.00
2016	13	3118	6079716	RWB Senior Center Accessible Entry Doors	03A	LMC	\$7,500.00
2016	13	3119	6079716	RWB Senior Center Flooring	03A	LMC	\$15,111.00
2016	13	3152	6077250	Fraser Senior Center - Senior Center Improvements	03A	LMC	\$13,460.00
2016	13	3184	6104179	Chesterfield Senior Center Flooring	03A	LMC	\$27,839.00
2016	13	3192	6106166	Harrison Senior Center Driveway Improvements	03A	LMC	\$56,677.00
2017	11	3181	6134557	Chesterfield Senior Center HVAC	03A	LMC	\$46,000.00
2017	11	3181	6151524	Chesterfield Senior Center HVAC	03A	LMC	\$53,736.78
					03A	Matrix Code	\$230,323.78
2016	13	3112	6084671	Ray Township Handicapped Accessibility Project	03B	LMC	\$2,990.00
					03B	Matrix Code	\$2,990.00
2017	11	3177	6134557	Center Line Memorial Park Improvement Project	03F	LMA	\$41,925.00
2017	11	3177	6146789	Center Line Memorial Park Improvement Project	03F	LMA	\$63,435.00
					03F	Matrix Code	\$105,360.00
2017	11	3182	6114535	Chesterfield Fire Hydrants	03J	LMA	\$2,526.22
					03J	Matrix Code	\$2,526.22
2016	13	3104	6090465	Eastpointe Street Resurfacing	03K	LMA	\$114,541.00
					03K	Matrix Code	\$114,541.00
2016	13	3132	6084671	Hixson Road Sidewalk Project	03L	LMA	\$3,057.50
2016	13	3132	6110403	Hixson Road Sidewalk Project	03L	LMA	\$2,844.25
2016	13	3132	6118212	Hixson Road Sidewalk Project	03L	LMA	\$99,854.62
2016	13	3132	6134519	Hixson Road Sidewalk Project	03L	LMA	\$9,094.25
2016	13	3196	6110403	Armada Sidewalk Project	03L	LMC	\$3,250.24
2017	11	3195	6110373	Shelby Township 2017 Sidewalk Project	03L	LMA	\$3,635.00
2017	11	3195	6125970	Shelby Township 2017 Sidewalk Project	03L	LMA	\$2,908.00
2017	11	3195	6146789	Shelby Township 2017 Sidewalk Project	03L	LMA	\$1,003.25
2017	11	3197	6178232	Richmond City ADA Crosswalk Project	03L	LMC	\$14,120.00
					03L	Matrix Code	\$139,767.11
2016	13	3150	6070655	Richmond City Accessibility Project	032	LMC	\$13,324.00
2017	11	3199	6163312	Ray Twp Library Handicapped Accessibility Project	032	LMC	\$5,000.00
2017	11	3202	6139636	Richmond Township ADA Improvements	032	LMC	\$7,000.00
					032	Matrix Code	\$25,324.00
2016	13	3135	6077250	2016 Mount Clemens Demolition	04	LMA	\$31,661.54
2016	13	3135	6096477	2016 Mount Clemens Demolition	04	LMA	\$719.25
2016	13	3135	6100994	2016 Mount Clemens Demolition	04	LMA	\$11,359.00
					04	Matrix Code	\$43,739.79
2017	10	3155	6096503	MCA Senior Chore Program	05A	LMC	\$20,329.41
2017	10	3155	6114535	MCA Senior Chore Program	05A	LMC	\$12,316.90
2017	10	3155	6134557	MCA Senior Chore Program	05A	LMC	\$5,937.13
2017	10	3155	6175834	MCA Senior Chore Program	05A	LMC	\$8,916.56
2017	10	3170	6125970	Interfaith Volunteer Caregivers - Safe at Home	05A	LMC	\$145.50
2017	10	3170	6147376	Interfaith Volunteer Caregivers - Safe at Home	05A	LMC	\$144.75
2017	10	3170	6177154	Interfaith Volunteer Caregivers - Safe at Home	05A	LMC	\$1,551.82
2017	10	3179	6114535	Armada Twp Senior Programs	05A	LMC	\$199.64
2017	10	3179	6144858	Armada Twp Senior Programs	05A	LMC	\$99.90
2017	10	3183	6104189	Chesterfield Senior Center Programs	05A	LMC	\$85.00
2017	10	3185	6104189	Shelby Twp Senior Operations	05A	LMC	\$4,000.00



Office of Community Planning and Development
 U.S. Department of Housing and Urban Development
 Integrated Disbursement and Information System
 PR26 - CDBG Financial Summary Report
 Program Year 2017
 MACOMB COUNTY, MI

DATE: 08-16-18
 TIME: 11:02
 PAGE: 3

Plan Year	IDIS Project	IDIS Activity	Voucher Number	Activity Name	Matrix Code	National Objective	Drawn Amount
2017	10	3187	6106198	Macomb Township Senior Center Activities	05A	LMC	\$3,407.23
2017	10	3187	6121874	Macomb Township Senior Center Activities	05A	LMC	\$3,570.05
2017	10	3187	6146789	Macomb Township Senior Center Activities	05A	LMC	\$10,775.00
2017	10	3187	6175834	Macomb Township Senior Center Activities	05A	LMC	\$7,222.41
2017	10	3188	6106198	Ray Township Senior Program	05A	LMC	\$2,500.00
2017	10	3189	6106198	Richmond City Senior Services Coordinator	05A	LMC	\$2,737.76
2017	10	3189	6118312	Richmond City Senior Services Coordinator	05A	LMC	\$1,262.24
2017	10	3194	6114535	Shelby Twp Library Large Print Books	05A	LMC	\$2,744.52
2017	10	3194	6125970	Shelby Twp Library Large Print Books	05A	LMC	\$255.48
2017	10	3201	6130791	Richmond Township Senior Center Program	05A	LMC	\$859.63
2017	10	3201	6132215	Richmond Township Senior Center Program	05A	LMC	\$326.73
2017	10	3201	6163312	Richmond Township Senior Center Program	05A	LMC	\$103.64
2017	10	3205	6121874	Utica Public Library Large Print Books	05A	LMC	\$300.14
2017	10	3205	6134557	Utica Public Library Large Print Books	05A	LMC	\$88.98
					05A	Matrix Code	\$89,880.42
2017	10	3159	6100950	Wigs 4 Kids	05D	LMC	\$1,000.00
2017	10	3159	6166697	Wigs 4 Kids	05D	LMC	\$1,000.00
2017	10	3161	6100782	Armada PAL	05D	LMC	\$1,325.00
2017	10	3161	6106198	Armada PAL	05D	LMC	\$300.00
					05D	Matrix Code	\$3,625.00
2017	10	3176	6100782	Harrison Township Dial-A-Ride	05E	LMC	\$17,521.00
					05E	Matrix Code	\$17,521.00
2017	10	3157	6096503	Turning Point	05G	LMC	\$3,250.00
2017	10	3157	6115112	Turning Point	05G	LMC	\$3,055.00
2017	10	3157	6143048	Turning Point	05G	LMC	\$1,100.00
2017	10	3157	6175834	Turning Point	05G	LMC	\$2,000.71
					05G	Matrix Code	\$9,405.71
2017	10	3156	6096503	Care House	05N	LMC	\$12,046.00
2017	10	3156	6114535	Care House	05N	LMC	\$5,737.00
2017	10	3156	6144858	Care House	05N	LMC	\$1,200.00
2017	10	3156	6175834	Care House	05N	LMC	\$2,490.71
					05N	Matrix Code	\$21,473.71
2017	10	3164	6114535	Samaritan House	05W	LMC	\$10,156.00
2017	10	3168	6118312	Detroit Rescue Mission - Lighthouse Food Bank	05W	LMC	\$80.00
2017	10	3168	6151524	Detroit Rescue Mission - Lighthouse Food Bank	05W	LMC	\$246.66
2017	10	3168	6175834	Detroit Rescue Mission - Lighthouse Food Bank	05W	LMC	\$240.00
2017	10	3169	6114535	Helping Hands Gifts	05W	LMC	\$1,275.00
2017	10	3171	6114535	ONew Baltimore Farmer's Market	05W	LMC	\$185.83
2017	10	3171	6175834	ONew Baltimore Farmer's Market	05W	LMC	\$199.50
2017	10	3172	6114535	Shelby Township Lions Club	05W	LMC	\$5,000.00
					05W	Matrix Code	\$17,382.99
2017	10	3158	6100782	Macomb Literacy Partners	05Z	LMC	\$1,765.71
2017	10	3158	6118312	Macomb Literacy Partners	05Z	LMC	\$625.00
2017	10	3158	6151524	Macomb Literacy Partners	05Z	LMC	\$750.00
2017	10	3162	6100950	Society of St. Vincent DePaul	05Z	LMC	\$4,838.19
2017	10	3162	6104189	Society of St. Vincent DePaul	05Z	LMC	\$161.81
2017	10	3163	6114535	Macomb County Warming Center	05Z	LMC	\$3,564.00
2017	10	3163	6169382	Macomb County Warming Center	05Z	LMC	\$3,472.00
2017	10	3167	6100782	MCREST	05Z	LMC	\$5,000.00
2017	10	3167	6114535	MCREST	05Z	LMC	\$2,320.00
2017	10	3167	6175834	MCREST	05Z	LMC	\$937.00
					05Z	Matrix Code	\$23,433.71
2013	2	3054	6061678	2013 CDBG Housing Rehabilitation	14A	LMH	\$8,850.00
2013	2	3054	6064201	2013 CDBG Housing Rehabilitation	14A	LMH	\$1,148.72
2013	2	3054	6066502	2013 CDBG Housing Rehabilitation	14A	LMH	\$30.00
2013	2	3054	6068868	2013 CDBG Housing Rehabilitation	14A	LMH	\$3,500.00



Office of Community Planning and Development
 U.S. Department of Housing and Urban Development
 Integrated Disbursement and Information System
 PR26 - CDBG Financial Summary Report
 Program Year 2017
 MACOMB COUNTY, MI

DATE: 08-16-18
 TIME: 11:02
 PAGE: 4

Plan Year	IDIS Project	IDIS Activity	Voucher Number	Activity Name	Matrix Code	National Objective	Drawn Amount
2013	2	3054	6074639	2013 CDBG Housing Rehabilitation	14A	LMH	\$9,021.84
2013	2	3054	6084671	2013 CDBG Housing Rehabilitation	14A	LMH	\$205.00
2013	2	3054	6090465	2013 CDBG Housing Rehabilitation	14A	LMH	\$1,987.18
2013	2	3054	6100994	2013 CDBG Housing Rehabilitation	14A	LMH	\$600.43
2013	2	3054	6106166	2013 CDBG Housing Rehabilitation	14A	LMH	\$795.14
2013	2	3054	6110510	2013 CDBG Housing Rehabilitation	14A	LMH	\$16,135.00
2013	2	3054	6114464	2013 CDBG Housing Rehabilitation	14A	LMH	\$440.59
2013	2	3054	6118212	2013 CDBG Housing Rehabilitation	14A	LMH	\$97.37
2013	2	3054	6118216	2013 CDBG Housing Rehabilitation	14A	LMH	\$322.88
2013	2	3054	6121862	2013 CDBG Housing Rehabilitation	14A	LMH	\$37,795.00
2013	2	3054	6130985	2013 CDBG Housing Rehabilitation	14A	LMH	\$15,387.86
2014	22	3052	6074639	2014 CDBG Housing Rehabilitation	14A	LMH	\$351.25
2014	22	3052	6077250	2014 CDBG Housing Rehabilitation	14A	LMH	\$30.00
2014	22	3052	6090465	2014 CDBG Housing Rehabilitation	14A	LMH	\$818.08
2014	22	3052	6096477	2014 CDBG Housing Rehabilitation	14A	LMH	\$30.00
2014	22	3052	6101240	2014 CDBG Housing Rehabilitation	14A	LMH	\$15,585.00
2014	22	3052	6102000	2014 CDBG Housing Rehabilitation	14A	LMH	\$39.31
2014	22	3052	6106166	2014 CDBG Housing Rehabilitation	14A	LMH	\$1,886.40
2014	22	3052	6110403	2014 CDBG Housing Rehabilitation	14A	LMH	\$150.00
2014	22	3052	6114464	2014 CDBG Housing Rehabilitation	14A	LMH	\$676.05
2014	22	3052	6118212	2014 CDBG Housing Rehabilitation	14A	LMH	\$184.95
2014	22	3052	6118216	2014 CDBG Housing Rehabilitation	14A	LMH	\$15.76
2014	22	3052	6119386	2014 CDBG Housing Rehabilitation	14A	LMH	\$42,931.00
2014	22	3052	6130985	2014 CDBG Housing Rehabilitation	14A	LMH	\$7,498.49
2014	22	3052	6137474	2014 CDBG Housing Rehabilitation	14A	LMH	\$27,225.00
2014	22	3052	6138513	2014 CDBG Housing Rehabilitation	14A	LMH	\$1,567.64
2014	22	3052	6142250	2014 CDBG Housing Rehabilitation	14A	LMH	\$10,150.00
2014	22	3052	6144871	2014 CDBG Housing Rehabilitation	14A	LMH	\$800.00
2014	22	3052	6146827	2014 CDBG Housing Rehabilitation	14A	LMH	\$213.88
2014	22	3052	6147379	2014 CDBG Housing Rehabilitation	14A	LMH	\$472.04
2014	22	3052	6151551	2014 CDBG Housing Rehabilitation	14A	LMH	\$205.00
2014	22	3052	6159848	2014 CDBG Housing Rehabilitation	14A	LMH	\$15,000.00
2014	22	3052	6166705	2014 CDBG Housing Rehabilitation	14A	LMH	\$647.08
2015	8	3055	6096477	2015 CDBG Housing Rehabilitation	14A	LMH	\$30.00
2015	8	3055	6106166	2015 CDBG Housing Rehabilitation	14A	LMH	\$30.00
2015	8	3055	6114464	2015 CDBG Housing Rehabilitation	14A	LMH	\$827.76
2015	8	3055	6115095	2015 CDBG Housing Rehabilitation	14A	LMH	\$30.00
2015	8	3055	6118212	2015 CDBG Housing Rehabilitation	14A	LMH	\$41.50
2015	8	3055	6118216	2015 CDBG Housing Rehabilitation	14A	LMH	\$39.95
2015	8	3055	6130985	2015 CDBG Housing Rehabilitation	14A	LMH	\$382.91
2015	8	3055	6134519	2015 CDBG Housing Rehabilitation	14A	LMH	\$26,070.00
2015	8	3055	6138513	2015 CDBG Housing Rehabilitation	14A	LMH	\$1,005.96
2015	8	3055	6143052	2015 CDBG Housing Rehabilitation	14A	LMH	\$42,910.00
2015	8	3055	6146827	2015 CDBG Housing Rehabilitation	14A	LMH	\$473.75
2015	8	3055	6147379	2015 CDBG Housing Rehabilitation	14A	LMH	\$520.66
2015	8	3055	6158515	2015 CDBG Housing Rehabilitation	14A	LMH	\$60.00
2015	8	3055	6166705	2015 CDBG Housing Rehabilitation	14A	LMH	\$699.70
2017	8	3180	6118312	Minor Home Repair	14A	LMH	\$893.10
2017	8	3180	6118354	Minor Home Repair	14A	LMH	\$558.45
2017	8	3180	6130675	Minor Home Repair	14A	LMH	\$2,387.62
2017	8	3180	6138517	Minor Home Repair	14A	LMH	\$6,012.17
2017	8	3180	6146789	Minor Home Repair	14A	LMH	\$2,191.54
2017	8	3180	6147376	Minor Home Repair	14A	LMH	\$1,118.42
2017	8	3180	6158514	Minor Home Repair	14A	LMH	\$1,805.17
2017	8	3180	6166697	Minor Home Repair	14A	LMH	\$5,315.31
2017	8	3180	6177154	Minor Home Repair	14A	LMH	\$3,409.60
2017	8	3180	6178232	Minor Home Repair	14A	LMH	\$6,461.87



Office of Community Planning and Development
 U.S. Department of Housing and Urban Development
 Integrated Disbursement and Information System
 PR26 - CDBG Financial Summary Report
 Program Year 2017
 MACOMB COUNTY, MI

DATE: 08-16-18
 TIME: 11:02
 PAGE: 5

Plan Year	IDIS Project	IDIS Activity	Voucher Number	Activity Name	Matrix Code	National Objective	Drawn Amount
					14A	Matrix Code	\$326,069.38
2016	13	3193	6106166	Utica Riverside 175 - Senior Housing Improvements	14D	LMH	\$6,804.00
2016	13	3193	6134519	Utica Riverside 175 - Senior Housing Improvements	14D	LMH	\$1,881.00
2017	8	3206	6137495	Utica Riverside 175 - Senior Housing Improvements	14D	LMH	\$23,397.00
2017	8	3206	6139636	Utica Riverside 175 - Senior Housing Improvements	14D	LMH	\$29,557.00
					14D	Matrix Code	\$61,639.00
2016	10	3092	6064201	2016 Housing Rehab Delivery	14H	LMH	\$11,501.89
2016	10	3092	6068868	2016 Housing Rehab Delivery	14H	LMH	\$89.00
2016	10	3092	6074639	2016 Housing Rehab Delivery	14H	LMH	\$11,876.89
2016	10	3092	6084671	2016 Housing Rehab Delivery	14H	LMH	\$928.00
2016	10	3092	6086482	2016 Housing Rehab Delivery	14H	LMH	\$1,158.00
2016	10	3092	6090465	2016 Housing Rehab Delivery	14H	LMH	\$9,405.00
2016	10	3092	6093903	2016 Housing Rehab Delivery	14H	LMH	\$267.00
2016	10	3092	6100994	2016 Housing Rehab Delivery	14H	LMH	\$164.30
2017	9	3166	6096503	2017 Housing Rehab Delivery	14H	LMH	\$553.00
2017	9	3166	6100950	2017 Housing Rehab Delivery	14H	LMH	\$10,320.88
2017	9	3166	6106198	2017 Housing Rehab Delivery	14H	LMH	\$7,760.62
2017	9	3166	6110373	2017 Housing Rehab Delivery	14H	LMH	\$375.00
2017	9	3166	6114535	2017 Housing Rehab Delivery	14H	LMH	\$5,335.03
2017	9	3166	6114646	2017 Housing Rehab Delivery	14H	LMH	\$785.10
2017	9	3166	6115112	2017 Housing Rehab Delivery	14H	LMH	\$30.60
2017	9	3166	6118312	2017 Housing Rehab Delivery	14H	LMH	\$3,042.69
2017	9	3166	6118354	2017 Housing Rehab Delivery	14H	LMH	\$2,947.05
2017	9	3166	6118964	2017 Housing Rehab Delivery	14H	LMH	\$89.00
2017	9	3166	6119388	2017 Housing Rehab Delivery	14H	LMH	\$100.00
2017	9	3166	6121874	2017 Housing Rehab Delivery	14H	LMH	\$89.00
2017	9	3166	6125970	2017 Housing Rehab Delivery	14H	LMH	\$89.00
2017	9	3166	6130791	2017 Housing Rehab Delivery	14H	LMH	\$11,993.67
2017	9	3166	6132215	2017 Housing Rehab Delivery	14H	LMH	\$494.84
2017	9	3166	6134557	2017 Housing Rehab Delivery	14H	LMH	\$563.69
2017	9	3166	6138517	2017 Housing Rehab Delivery	14H	LMH	\$13,406.56
2017	9	3166	6142221	2017 Housing Rehab Delivery	14H	LMH	\$356.00
2017	9	3166	6146789	2017 Housing Rehab Delivery	14H	LMH	\$7,711.47
2017	9	3166	6147376	2017 Housing Rehab Delivery	14H	LMH	\$4,059.39
2017	9	3166	6151524	2017 Housing Rehab Delivery	14H	LMH	\$642.00
2017	9	3166	6153766	2017 Housing Rehab Delivery	14H	LMH	\$89.00
2017	9	3166	6154590	2017 Housing Rehab Delivery	14H	LMH	\$827.95
2017	9	3166	6155815	2017 Housing Rehab Delivery	14H	LMH	\$13.29
2017	9	3166	6158514	2017 Housing Rehab Delivery	14H	LMH	\$405.00
2017	9	3166	6159783	2017 Housing Rehab Delivery	14H	LMH	\$750.00
2017	9	3166	6163312	2017 Housing Rehab Delivery	14H	LMH	\$178.00
2017	9	3166	6164026	2017 Housing Rehab Delivery	14H	LMH	\$119.00
2017	9	3166	6166697	2017 Housing Rehab Delivery	14H	LMH	\$12,070.82
2017	9	3166	6169382	2017 Housing Rehab Delivery	14H	LMH	\$642.00
2017	9	3166	6177154	2017 Housing Rehab Delivery	14H	LMH	\$8,246.76
2017	9	3166	6178232	2017 Housing Rehab Delivery	14H	LMH	\$2,106.00
2017	9	3166	6178342	2017 Housing Rehab Delivery	14H	LMH	\$229.67
					14H	Matrix Code	\$131,812.16
Total							\$1,366,814.98

LINE 27 DETAIL: ACTIVITIES INCLUDED IN THE COMPUTATION OF LINE 27

Plan Year	IDIS Project	IDIS Activity	Voucher Number	Activity Name	Matrix Code	National Objective	Drawn Amount
2017	10	3155	6096503	MCA Senior Chore Program	05A	LMC	\$20,329.41
2017	10	3155	6114535	MCA Senior Chore Program	05A	LMC	\$12,316.90



Office of Community Planning and Development
 U.S. Department of Housing and Urban Development
 Integrated Disbursement and Information System
 PR26 - CDBG Financial Summary Report
 Program Year 2017
 MACOMB COUNTY, MI

DATE: 08-16-18
 TIME: 11:02
 PAGE: 6

Plan Year	IDIS Project	IDIS Activity	Voucher Number	Activity Name	Matrix Code	National Objective	Drawn Amount
2017	10	3155	6134557	MCA Senior Chore Program	05A	LMC	\$5,937.13
2017	10	3155	6175834	MCA Senior Chore Program	05A	LMC	\$8,916.56
2017	10	3170	6125970	Interfaith Volunteer Caregivers - Safe at Home	05A	LMC	\$145.50
2017	10	3170	6147376	Interfaith Volunteer Caregivers - Safe at Home	05A	LMC	\$144.75
2017	10	3170	6177154	Interfaith Volunteer Caregivers - Safe at Home	05A	LMC	\$1,551.82
2017	10	3179	6114535	Armada Twp Senior Programs	05A	LMC	\$199.64
2017	10	3179	6144858	Armada Twp Senior Programs	05A	LMC	\$99.90
2017	10	3183	6104189	Chesterfield Senior Center Programs	05A	LMC	\$85.00
2017	10	3185	6104189	Shelby Twp Senior Operations	05A	LMC	\$4,000.00
2017	10	3187	6106198	Macomb Township Senior Center Activities	05A	LMC	\$3,407.23
2017	10	3187	6121874	Macomb Township Senior Center Activities	05A	LMC	\$3,570.05
2017	10	3187	6146789	Macomb Township Senior Center Activities	05A	LMC	\$10,775.00
2017	10	3187	6175834	Macomb Township Senior Center Activities	05A	LMC	\$7,222.41
2017	10	3188	6106198	Ray Township Senior Program	05A	LMC	\$2,500.00
2017	10	3189	6106198	Richmond City Senior Services Coordinator	05A	LMC	\$2,737.76
2017	10	3189	6118312	Richmond City Senior Services Coordinator	05A	LMC	\$1,262.24
2017	10	3194	6114535	Shelby Twp Library Large Print Books	05A	LMC	\$2,744.52
2017	10	3194	6125970	Shelby Twp Library Large Print Books	05A	LMC	\$255.48
2017	10	3201	6130791	Richmond Township Senior Center Program	05A	LMC	\$859.63
2017	10	3201	6132215	Richmond Township Senior Center Program	05A	LMC	\$326.73
2017	10	3201	6163312	Richmond Township Senior Center Program	05A	LMC	\$103.64
2017	10	3205	6121874	Utica Public Library Large Print Books	05A	LMC	\$300.14
2017	10	3205	6134557	Utica Public Library Large Print Books	05A	LMC	\$88.98
					05A	Matrix Code	\$89,880.42
2017	10	3159	6100950	Wigs 4 Kids	05D	LMC	\$1,000.00
2017	10	3159	6166697	Wigs 4 Kids	05D	LMC	\$1,000.00
2017	10	3161	6100782	Armada PAL	05D	LMC	\$1,325.00
2017	10	3161	6106198	Armada PAL	05D	LMC	\$300.00
					05D	Matrix Code	\$3,625.00
2017	10	3176	6100782	Harrison Township Dial-A-Ride	05E	LMC	\$17,521.00
					05E	Matrix Code	\$17,521.00
2017	10	3157	6096503	Turning Point	05G	LMC	\$3,250.00
2017	10	3157	6115112	Turning Point	05G	LMC	\$3,055.00
2017	10	3157	6143048	Turning Point	05G	LMC	\$1,100.00
2017	10	3157	6175834	Turning Point	05G	LMC	\$2,000.71
					05G	Matrix Code	\$9,405.71
2017	10	3156	6096503	Care House	05N	LMC	\$12,046.00
2017	10	3156	6114535	Care House	05N	LMC	\$5,737.00
2017	10	3156	6144858	Care House	05N	LMC	\$1,200.00
2017	10	3156	6175834	Care House	05N	LMC	\$2,490.71
					05N	Matrix Code	\$21,473.71
2017	10	3164	6114535	Samaritan House	05W	LMC	\$10,156.00
2017	10	3168	6118312	Detroit Rescue Mission - Lighthouse Food Bank	05W	LMC	\$80.00
2017	10	3168	6151524	Detroit Rescue Mission - Lighthouse Food Bank	05W	LMC	\$246.66
2017	10	3168	6175834	Detroit Rescue Mission - Lighthouse Food Bank	05W	LMC	\$240.00
2017	10	3169	6114535	Helping Hands Gifts	05W	LMC	\$1,275.00
2017	10	3171	6114535	ONew Baltimore Farmer's Market	05W	LMC	\$185.83
2017	10	3171	6175834	ONew Baltimore Farmer's Market	05W	LMC	\$199.50
2017	10	3172	6114535	Shelby Township Lions Club	05W	LMC	\$5,000.00
					05W	Matrix Code	\$17,382.99
2017	10	3158	6100782	Macomb Literacy Partners	05Z	LMC	\$1,785.71
2017	10	3158	6118312	Macomb Literacy Partners	05Z	LMC	\$625.00
2017	10	3158	6151524	Macomb Literacy Partners	05Z	LMC	\$750.00
2017	10	3162	6100950	Society of St. Vincent DePaul	05Z	LMC	\$4,838.19
2017	10	3162	6104189	Society of St. Vincent DePaul	05Z	LMC	\$161.81
2017	10	3163	6114535	Macomb County Warming Center	05Z	LMC	\$3,564.00



Office of Community Planning and Development
 U.S. Department of Housing and Urban Development
 Integrated Disbursement and Information System
 PR26 - CDBG Financial Summary Report
 Program Year 2017
 MACOMB COUNTY, MI

DATE: 08-16-18
 TIME: 11:02
 PAGE: 7

Plan Year	IDIS Project	IDIS Activity	Voucher Number	Activity Name	Matrix Code	National Objective	Drawn Amount	
2017	10	3163	6169382	Macomb County Warming Center	05Z	LMC	\$3,472.00	
2017	10	3167	6100782	MCREST	05Z	LMC	\$5,000.00	
2017	10	3167	6114535	MCREST	05Z	LMC	\$2,320.00	
2017	10	3167	6175834	MCREST	05Z	LMC	\$937.00	
						05Z	Matrix Code	\$23,433.71
Total								\$182,722.54

LINE 37 DETAIL: ACTIVITIES INCLUDED IN THE COMPUTATION OF LINE 37

Plan Year	IDIS Project	IDIS Activity	Voucher Number	Activity Name	Matrix Code	National Objective	Drawn Amount	
2016	8	3091	6061678	CDBG Administration & Planning	21A		\$60.00	
2016	8	3091	6064201	CDBG Administration & Planning	21A		\$16,442.52	
2016	8	3091	6070655	CDBG Administration & Planning	21A		\$553.51	
2016	8	3091	6074639	CDBG Administration & Planning	21A		\$2,618.33	
2016	8	3091	6077250	CDBG Administration & Planning	21A		\$21,567.11	
2016	8	3091	6086482	CDBG Administration & Planning	21A		\$100.00	
2016	8	3091	6090465	CDBG Administration & Planning	21A		\$23,225.88	
2016	8	3091	6090838	CDBG Administration & Planning	21A		\$11.38	
2016	8	3091	6093903	CDBG Administration & Planning	21A		\$887.65	
2016	8	3091	6094590	CDBG Administration & Planning	21A		\$0.45	
2017	7	3160	6101255	Macomb Homeless Coalition	21A		\$6,140.00	
2017	7	3165	6100782	2017 CDBG Administration & Planning	21A		\$4,542.17	
2017	7	3165	6100950	2017 CDBG Administration & Planning	21A		\$21,106.73	
2017	7	3165	6104189	2017 CDBG Administration & Planning	21A		\$94.87	
2017	7	3165	6106198	2017 CDBG Administration & Planning	21A		\$20,170.27	
2017	7	3165	6110373	2017 CDBG Administration & Planning	21A		\$30.00	
2017	7	3165	6114535	2017 CDBG Administration & Planning	21A		\$24,434.27	
2017	7	3165	6114646	2017 CDBG Administration & Planning	21A		\$6,845.28	
2017	7	3165	6115112	2017 CDBG Administration & Planning	21A		\$500.00	
2017	7	3165	6118312	2017 CDBG Administration & Planning	21A		\$6,912.76	
2017	7	3165	6118354	2017 CDBG Administration & Planning	21A		\$15,094.70	
2017	7	3165	6118964	2017 CDBG Administration & Planning	21A		\$139.00	
2017	7	3165	6119388	2017 CDBG Administration & Planning	21A		\$238.00	
2017	7	3165	6122408	2017 CDBG Administration & Planning	21A		\$6,262.26	
2017	7	3165	6130791	2017 CDBG Administration & Planning	21A		\$19,143.33	
2017	7	3165	6134557	2017 CDBG Administration & Planning	21A		\$1,906.68	
2017	7	3165	6137495	2017 CDBG Administration & Planning	21A		\$225.23	
2017	7	3165	6138517	2017 CDBG Administration & Planning	21A		\$22,176.67	
2017	7	3165	6139636	2017 CDBG Administration & Planning	21A		\$4,497.02	
2017	7	3165	6146789	2017 CDBG Administration & Planning	21A		\$6,685.23	
2017	7	3165	6147376	2017 CDBG Administration & Planning	21A		\$6,821.31	
2017	7	3165	6154590	2017 CDBG Administration & Planning	21A		\$5,608.46	
2017	7	3165	6155815	2017 CDBG Administration & Planning	21A		\$2,408.46	
2017	7	3165	6166697	2017 CDBG Administration & Planning	21A		\$19,203.34	
2017	7	3165	6169382	2017 CDBG Administration & Planning	21A		\$65.88	
2017	7	3165	6177154	2017 CDBG Administration & Planning	21A		\$17,572.94	
2017	7	3165	6178232	2017 CDBG Administration & Planning	21A		\$9,449.90	
					21A	Matrix Code	\$293,741.59	
2017	7	3178	6159783	Fair Housing Center of Metropolitan Detroit	21D		\$3,600.00	
						21D	Matrix Code	\$3,600.00
Total								\$297,341.59