

# MACOMB COMMUNITY ACTION

## Community Impact and Engagement

*“Persistent Action to Diminish Poverty and Promote Independence”*



# 2016-2017 ANNUAL REPORT



Macomb  
Community  
Action

# ACTION EQUALS IMPACT



## INSIDE:

Agency Overview

Children And Family Services

Community Services


Office of Senior Services

Program Expenditures

Annual Meeting / Recognition

**Serving  
Macomb County  
Residents  
Since 1964**

Macomb Community Action is sponsored by Macomb County government, the U.S. Dept. of Health and Human Services, Dept. of Energy, Michigan Department of Health & Human Services, Aging & Adult Services Agency, Dept. of Agriculture, Dept. of Education, and Area Agency on Aging, 1-B. Macomb Community Action complies with the Civil Rights Act of 1964, the Michigan Handicappers Civil Rights Act, the Older Americans Act, the Social Rehabilitation Act of 1973 and the Americans with Disabilities Act of 1990. To inquire about reasonable accommodations for persons with disabilities, please contact Macomb Community Action at 21885 Dunham Road, Suite 10, Clinton Township, Michigan 48036 • Tel: 586-469-6999 • TDD Tel: 586-469-5962. All Macomb Community Action programs, services, and activities will be provided equally without regard to race, religion, color, national origin, sex, marital status, age, or physical handicap/disability.



Executive Hackel, Partners and Neighbors,

In September, I had the privilege of joining Macomb Community Action in its mission of *"Persistent Action to Diminish Poverty and Promote Independence."* It is with great esteem for my colleagues and the organization that I report to the stakeholders of Macomb Community Action that the leadership and staff are continuing to position our communities for success. Despite the daunting challenges that poverty presents, the standing of the organization is strong and the communities of Macomb County are stronger because of the constant efforts of our staff, volunteers, and partners.

Macomb Community Action had an excellent year, continuing to change people's lives and make our communities a better place to live. However, the work of Community Action calls us to do more. It requires our agency to be more than merely wise stewards of federal funds and dedicated servant leaders within our communities. It also requires us to do more than provide leadership for health and human service transformation and deliver excellence in service. We are called to increase our impact and create change within our communities that are sustained long-beyond program budgets, and transformation that prevents Macomb County communities and residents from requiring social service interventions.

In this important work, Macomb County continually benefits from the expertise, ingenuity, and passion of Macomb Community Action staff. In the 2016-2017 fiscal year, we began another strategic planning cycle. Updating our strategic plan is an exciting time to renew our commitment to serve and honor the unique experiences of residents. Strategic planning helps Macomb County tailor national programs to our local community needs, evolve programs as the community's needs evolve, and invest in prevention as well as intervention.

The Agency continues to innovate in its approach to poverty reduction and community empowerment. In 2017, Macomb Community Action continued to strive toward program integration, ensuring that Macomb County residents receive excellence in social services. Our agency changes lives and continues to do all that we can to make Macomb County the best place to live for all of its residents. The current annual report demonstrates a tradition of excellence in Macomb County and highlights the important commitment of Macomb County government to support its residents in times of need.

Respectfully submitted,

A handwritten signature in black ink, appearing to read "Ernest C. Cawvey". The signature is fluid and cursive.

Ernest C. Cawvey, Director

# AGENCY OVERVIEW

Macomb Community Action is dedicated to helping families and individuals throughout their lifespan. We provide essential services for children, families, and seniors in accordance with our mission: *Persistent Action to Diminish Poverty and Promote Independence*. Within our three divisions; Children and Family Services, Community Services and Office of Senior Services, our team of committed and compassionate professionals work relentlessly to ensure our clients are given immediate assistance, along with short and long-term solutions, to help increase their quality of life.

## 2016 - 2017 HIGHLIGHTS

### TRAUMA SMART

---

Macomb Community Action Head Start 0-5 received a grant in February 2017, for \$125,000 to administer Trauma Smart for our program staff.

#### About Trauma Smart:

- Prepares children that have been impacted by trauma for social and academic success
- Actively includes parents in their child's school experience
- Improves the work environment for teachers and school personnel
- Creates practical and enduring change for children, families, and communities

### FREE TAX SERVICES

---

Macomb County Veterans Services and the Accounting Aid Society provide free tax preparation services to low-income residents. Macomb Community Action partnered with both agencies to open a Volunteer Income Tax Assistance (VITA) site at the Macomb County Family Resource Center in Mount Clemens and the Max Thompson Family Resource Center in Warren. The Macomb County Veterans Services VITA site offered evening and weekend hours, complementing the Accounting Aid Society VITA site, which offered services during the day. The VITA program assists with tax refunds and credits that are commonly accessed by low-income people, ensuring that refunds and credits are maximized. Macomb Community Action provided the facility, staffing, and volunteer support, along with appointment scheduling and promotion of services. In 2017, approximately 1,729 tax returns were filed resulting in over \$2.2 million in refunds and credits.



## WALK FOR WARMTH

Walk for Warmth raises funds to assist low-income residents with heat-related emergencies like paying utility bills or replacing a broken furnace. With the help of our sponsors and community participants, the 27th annual Walk for Warmth event raised \$17,500. All of the event's proceeds benefited Macomb County residents.

### 2016-17 WALK FOR WARMTH FUNDING SERVED

- 47 families (112 individuals) of which:
- 100% poverty and below – 43%
- Single parent families – 30%
- Children – 33%
- Elderly – 12%
- Disabled – 10%



## MOBILE FOOD PANTRY

Thanks to a \$75,000 Healthy Food Connect grant, low-income seniors and children in Macomb County have access to more fresh fruits and vegetables through a fresh-food mobile pantry. This initiative is in partnership with Macomb Community Action, the Macomb Food Program, United Way for Southeast Michigan and Ford Motor Company. Healthy Food Connect grants support projects that are collaborative, innovative and directly linked to food and health.

18,000 pounds of fresh fruits and vegetables have been distributed to over 1,700 individuals since its inception on May 17, 2017. Over 600 of those recipients were seniors.

The program also:

- Serves people where they live, work and play
- Increases food access to a transportation challenged region
- Increases fresh fruit and vegetable consumption within vulnerable populations
- Distributes culturally appropriate food options to our diverse County
- Addresses hunger in a manner that promotes safety, dignity, and integrity for all people



# AGENCY OVERVIEW

## RESOURCE FAIRS

---

Macomb Community Action hosted two resource fairs during the year to connect residents with local community groups and businesses that provide essential services to individuals and families in need. Both events were free and open to the general public.

### Health and Resource Fair

- Took place in July 2017, at the Macomb County Family Resource Center in Mount Clemens
- Over 250 children and their families received Head Start information and services at the event
- Approximately 25 community partners and organizations offered resource tables and wellness screenings for Head Start families



### Financial Empowerment and Health Resource Fair

- Held in August 2017, at the Max Thompson Family Resource Center in Warren
- Fifth Third Bank co-sponsored the event. Their e-Bus was present to assist residents with financial questions and planning
- The Mobile Food Pantry was on-site to provide hungry residents with fresh fruits and vegetables
- Approximately 80 people were in attendance
- Over 15 community partners and businesses registered as vendors for the event, offering a variety of resources for participants

## MEALS ON WHEELS VOLUNTEER APPRECIATION EVENT

---

The Office of Senior Services honored Meals on Wheels volunteers at its annual Volunteer Appreciation event at Bethesda Christian Church in Sterling Heights.

A little more than 200 volunteers attended the tasting styled lunch, sponsored by restaurants and businesses from Macomb County. A variety of activities took place, including several raffles, a costume photo booth, and chair massages. Prizes for the raffle were donated by local businesses. County Executive Mark A. Hackel greeted the crowd and offered words of appreciation.

The Volunteer of the Year and Kurt Strelaw awards were also announced during the event. Marianne Serosia was named Volunteer of the Year, and the Kurt Strelaw award was given to Mary Carol Nantais and David Saad.



# CHILDREN AND FAMILY SERVICES

## MACOMB FOOD PROGRAM

The Macomb Food Program provides immediate relief to those in need of food through a network of over 50 pantries and hunger relief organizations. In 2016-17, the Food Program provided assistance to over 240,000 hungry residents including veterans, seniors, families with children and the homeless.

The Macomb Food Program operates as a non-profit 501 (c)(3) organization and relies heavily on community support. All of the proceeds raised (100%), through donations and fundraising efforts, are used to purchase food to supplement donated goods and to ensure pantry shelves are stocked.

*In 2016-17 the Macomb Food Program received the following community support:*

- Community Donations: \$55,000
- Annual Elimination Raffle: \$36,000
- Hotcakes for Hunger: \$16,000
- Community Races (Romeo 2 Richmond, Hoodie Hoo, and Halloween Hustle): \$13,500
- Meijer Simply Give Cards: \$12,400
- Operation Give: \$10,000
- Mount Clemens Rotary Club Spring Zing Fundraiser: \$6,000
- T.J. Maxx Foundation: \$5,000
- Macomb Mall Partners: \$2,500
- Partridge Creek Fountain Coin Donation: \$1,400
- National Association of Letter Carriers Food Drive: 343,000 pounds
- Scouting for Food Drive: 46,000 pounds of food
- Local Donations: 17,000 pounds of food



***Volunteers play a vital role in the success of the Macomb Food Program.***

***In 2016-17, 614 individuals volunteered their time for a total of 3,377 hours.***

**2,727,314 POUNDS  
OF FOOD DISTRIBUTED  
THROUGHOUT MACOMB COUNTY**

<b>Emergency Food</b>	<b>1,337,263 Lbs.</b>
<b>Mobile Food Pantry</b>	<b>5,658 Lbs.</b>
<b>TEFAP</b>	<b>1,305,363 Lbs.</b>
<b>Focus: HOPE</b>	<b>79,030 Lbs.</b>

# CHILDREN AND FAMILY SERVICES

## HEAD START PROGRAM

Head Start programs promote school readiness of children ages birth to five from low-income families by supporting their development in a comprehensive way. School readiness is foundational across early childhood systems and programs. It means children are ready for school, families are ready to support their children's learning, and schools are ready for children. Head Start views school readiness as children possessing the skills, knowledge, and attitudes necessary for success in school and for later learning and life. Physical, cognitive, social, and emotional development are all essential ingredients of school readiness. All classrooms/homes use a developmentally appropriate early childhood curriculum called Creative Curriculum that measures child outcomes using Teaching Strategies GOLD.



Head Start provides services to three and four-year-old children through classrooms located in public school buildings, churches, and family resource centers.

Early Head Start provides services for infants and toddlers under the age of 3, and pregnant women, through local child care partnerships in homes and centers.

Included in this approach is:

- Parent engagement and family goal setting
- Parent curriculum
- Oral health and physical wellness for Head Start 0-5 participants
- Mental health and disability
- Nutrition education
- Research-based curriculum
- Early literacy
- Individualized child education
- Services for dual-language learners
- Safety Education
- Services for pregnant women





# MACOMB COMMUNITY ACTION HEAD START 0-5



## 2016 - 2017 Data

- 1,149 enrolled students (2015-16: 1,108 enrolled students)
  - o Students in the Head Start 0-5 program resided in 18 of the 21 school districts in Macomb County.
  - o Sterling Heights: 24%, Warren: 15%, Roseville and Clinton Township: 13%
  - o Female: 46% , Male: 54%
  - o Caucasian: 46%, African-American: 26%, Multi-Race: 7% , Asian: 6%, Native American and Pacific Islander: less than 2%, Non-Self Reporting: 14%

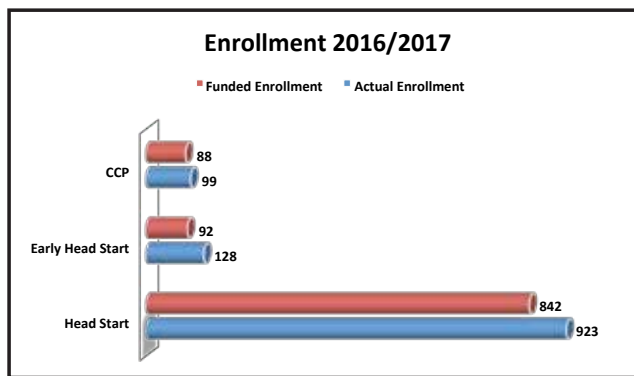
## PARENT INVOLVEMENT

- Parent’s Policy Council
- Family/Parent events
- Parent Committee Meetings
- Parent trainings
- Parenting classes
- Literacy days
- Socializations
- Outside parenting/professional conferences
- Health Services Advisory Committee meetings (HSAC)
- Home visits & conferences
- Monthly LINKS – home activities
- Volunteer opportunities in classrooms
- Strategic Plan/Self-Assessment process



## SCHOOL READINESS

The goal of the program is that 100% of enrolled children will show areas of growth in school readiness domains such as social-emotional, physical, language, cognitive, literacy and mathematics. At the end of the 2016-2017 program year, 90.8% of enrolled preschool children and 88.2% of infants and toddlers met or exceeded the widely-held state expectations for kindergarten readiness.



# CHILDREN AND FAMILY SERVICES

## MACOMB COMMUNITY ACTION HEAD START 0-5

### HEALTH



BY THE END OF THE PROGRAM YEAR:  
**1091 RECEIVED MEDICAL EXAMS**  
**975 RECEIVED DENTAL EXAMS**

*Services received by children in Macomb Community Action's Head Start 0-5 program are approved by the U.S. Department of Health and Human Services. They conduct a monitoring review which focuses on the delivery of services as well as the systems that support these services, accountability, and fiscal integrity. There have been no reviews since April 2016. **Macomb Community Action Head Start 0-5 had no financial audit findings.***

### FY2017 REVENUE

Source of Funding	Amount
Head Start	5,968,516
Early Head Start	1,168,146
Early Head Start - CCP	1,953,342
GSRP	435,000
Trauma Smart	38,033
CACFP	440,175
TOTAL FUNDING AWARD	10,003,212
FY2017 Non-Federal Match	1,987,292

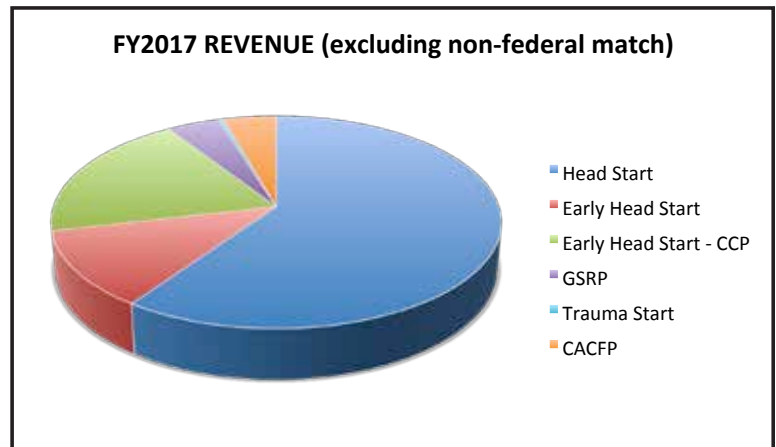
### FY2018 PROPOSED BUDGET

Source of Funding	Amount
Head Start	6,429,190
Early Head Start	1,179,551
Early Head Start - CCP	1,730,375
GSRP	435,000
CACFP	465,000
TOTAL PROPOSED FUNDING	10,239,116
FY2017 Non-Federal Match	2,190,710



## FY2017 BUDGETED EXPENDITURES

Category	% Head Start Funding	% Early Head Start Funding	% Early Head Start - CCP Funding
Personnel	82%	23%	24%
Contractual	1%	66%	49%
Travel	1%	1%	2%
Space	2%	0%	0%
Supplies	2%	1%	5%
Equipment	2%	0%	5%
Transportation	5%	0%	0%
Other	6%	9%	14%



## COMMUNITY ACTION CENTERS

The Community Action Centers are the hubs throughout Macomb County that allow us to be accessible to the communities we serve. Customers can seek rent and utility assistance through the Action Centers, as well as information and or referrals to additional community resources offered throughout the County.

Each Center implemented the use of an online appointment scheduling software called CA Scheduler. CA Scheduler allows for comprehensive appointment management and reporting, appointment reminder calls and emails to customers, and online self-scheduling and rescheduling for customers. The CA Scheduler can be accessed online from Macomb Community Action's website or at the informational kiosks located at the Macomb County Family Resource Center in Mount Clemens and the Max Thompson Family Resource Center in Warren.



Macomb County Family Resource Center - Central Action Center



Max Thompson Family Resource Center - South Action Center

### 2016-17 Data

- Residents in 24/27 communities received assistance
  - o Warren: 24%, Roseville: 14%, Sterling Heights: 13%
- 6,130 Participants (2015-16: 4,218 Participants)
  - o Average Age: 54
  - o Female: 67% , Male: 33%

# COMMUNITY SERVICES

## WEATHERIZATION

The Weatherization Assistance Program performs the installation of energy efficient items to conserve energy in Macomb County homes. Weatherization improvements reduce energy use and can save an average of 30 percent on heat and utility bills. A home energy audit determines which items will be installed.

Energy saving services may include:

- Wall insulation
- Attic insulation and ventilation
- Floor/foundation insulation
- Air leakage reduction
- Furnace repair or replacement
- Other energy saving measures

### 2016-17 Data

- Residents in 18/27 communities served
  - Warren: 36%, Eastpointe: 17%, St. Clair Shores: 8%
- Total homes that received service: 145 (2015-16: 146 homes received service)
  - Average age of Customer: 51
  - Female: 66%, Male: 34%
  - Caucasian: 63%, Asian: 18%, African-American: 17%, Native American, Pacific Islander and Hispanic: less than 1%

BEFORE



AFTER



## HOME REHABILITATION

The Comprehensive Housing Rehabilitation Program exists to help eligible homeowners repair their homes to achieve decent, safe and sanitary affordable housing as defined by Macomb County Housing Rehabilitation Standards. The program limit for repairs is \$40,000.



### 2016-17 Data

- Total Participants: 22 (2015-16: 11 Participants)
  - Average Age: 63
  - Female: 77%, Male: 23%
  - Caucasian: 77%, African-American: 23%, Hispanic, Pacific Islander, and Asian: less than 1%

# TRANSPORTATION



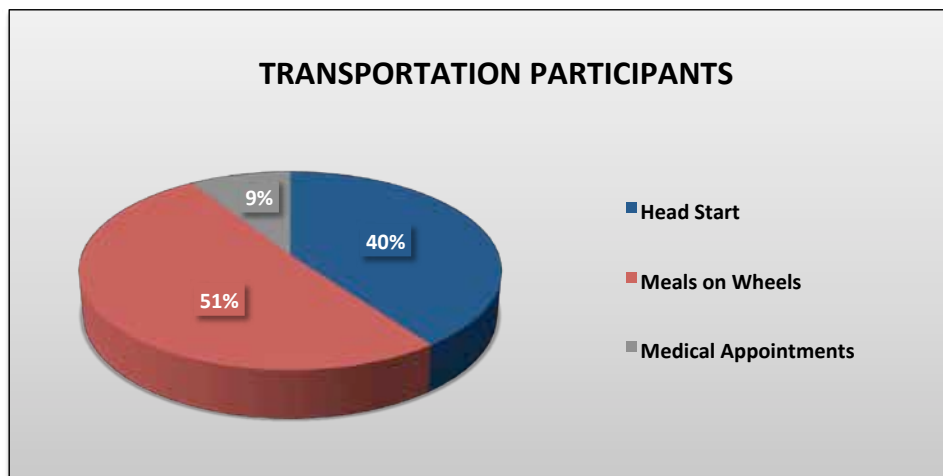
Macomb Community Action’s Transportation program provides rides to essential medical appointments and other specific locations for eligible residents. We also provide services in coordination with our programs such as Head Start, Meals on Wheels and the Adult Day Center.

Our Head Start school bus fleet was recognized by the Michigan State Police Motor Carrier Division for achieving a 100 percent pass score for school bus safety inspections.



## 2016-17 Data (Essential Medical Services only)

- Residents in 20/27 communities served
  - o Clinton Township: 29%, Mount Clemens: 19%, Warren and New Baltimore: 10%
- Total Participants: 52
  - o Average age of Customer: 67
  - o Female: 83%, Male: 17%
  - o Caucasian: 75%, African-American: 23%, Asian: 2%, Native American, Pacific Islander and Hispanic: less than 1%



# OFFICE OF SENIOR SERVICES

Macomb Community Action's - Office of Senior Services offers a multitude of programs and services that support the ever-growing senior population of Macomb County. Senior Services staff members work diligently to ensure that the needs and trends associated with Macomb County's rapidly emerging 65 and over community are fully met; ensuring they are safe, well-nourished and empowered to remain active and independent.

The Office of Senior Services also offers activities aimed at providing community engagement and connection to resources. In June 2017, the Office of Senior Services hosted its **28th Annual Senior Fun Festival**, held at the Gibraltar Trade Center in Mount Clemens. The Senior Fun Festival featured a variety of resources focused on seniors and caregivers including; health screenings, wellness activities, products and services, a live band, bingo, games, and prizes. The event was sponsored by a host of community partners that believe in the mission and vision of Macomb Community Action.



## VOLUNTEER SUPPORT

The Office of Senior Services depends heavily on volunteers to support its nutrition and community-based programs and services. Utilizing the estimated national value of each volunteer hour,\* time can be converted into an amount that demonstrates the overall financial impact of hours donated. The consistent commitment that is exhibited by our volunteers has a direct effect on the success of the program.

<b>*VOLUNTEER HOURS SENIOR NUTRITION PROGRAM</b>			
<b>FISCAL YEAR 2015-16</b>			
<b>NUMBER OF VOLUNTEERS</b>	<b>VOLUNTEER HOURS</b>	<b>ESTIMATED COST SAVINGS (\$24.69 per hour)</b>	<b>ESTIMATED MILES TRAVELED FOR MEALS ON WHEELS</b>
947	24,989.25	\$616,984.58	332,998.00
<b>FISCAL YEAR 2016-17</b>			
894	26,625.75	\$657,389.76	338,086.00
*Volunteer is defined as a Meals on Wheels Driver and/or Dining Senior Style Site Assistant			

\*Independent Sector: Value of Volunteer time: <https://independentsector.org/value-of-volunteer-time-2018/>

# MEALS ON WHEELS

Meals on Wheels is designed to reach older adults who are homebound and unable to prepare meals for themselves. Our volunteers deliver a locally prepared, hot nutritious meal, directly to the seniors' door. This is not just a "hot meal" but an opportunity to provide human contact and reducing instances of isolation, depression, and anxiety. This visit also allows volunteers to report any threats or risks to the seniors' home environments.



Annually, Macomb County participates in the national March for Meals campaign. Every March beginning in 2002, Meals on Wheels programs come together to celebrate this proven collaboration of local community organizations, businesses, all levels of government and compassionate individuals to ensure that our seniors are not forgotten. In 2017, \$10,722.65 was collected on behalf of Meals on Wheels through donations and a t-shirt fundraiser.

## 2016 -17 Data

- Residents in 24/27 communities received service
  - o Warren: 755 (21%), Clinton Township: 528 (14%), Sterling Heights: 361 (10%), St. Clair Shores: 282 (7%)
- 3,655 Participants (2015 –16: 3,635 Participants)
  - o Average age: 79
  - o Female: 65%, Male: 35 %
  - o Caucasian: 87%, African-American: 12%, Hispanic, Native American, Pacific Islander and Asian: Less than 2%



# OFFICE OF SENIOR SERVICES

## SENIOR CHORE SERVICES *(program shared with Community Services)*

Chore Services provide seasonal assistance with grass cutting and snow removal. The program is available to persons age 60 and older who are residents of targeted areas in Macomb County that meet eligibility guidelines.

### 2016 –17 Data

- 928 Participants (2015 –16: 911 Participants)
  - o Warren: 178, Sterling Heights: 158, Roseville: 112, Clinton Township: 88
  - o Average age: 77
  - o Female: 73%, Male: 26%
  - o Caucasian: 93%, African American: 6%, Hispanic, Native American, Pacific Islander and Asian: Less than 2%



## DINING SENIOR STYLE

Dining Senior Style is an opportunity for older adults who are able to visit one of our 20 dining sites. Seniors can also participate in a number of social activities including educational sessions, card and bingo games, seasonal parties, crafts and more. All meals are prepared on site with care and overall consideration for the nutrition of our seniors.

### 2016 –17 Data


- 3,100 Participants (2015-16: 3,072 Participants)
  - o Sterling Heights: 427, Shelby Township: 355, St. Clair Shores: 327, Clinton Township: 314
  - o Average age: 75
  - o Female: 72%, Male: 28%
  - o Caucasian: 91%, African American: 7%, Hispanic, Native American, Pacific Islander and Asian: Less than 2%



## HOME INJURY PREVENTION PROGRAM *(program shared with Community Services)*



The Home Injury prevention program installs devices to ensure safety and prevent falls and injuries in the home. Installation of various safety devices are the key to this unique program and includes bathtub grab bars, bathtub chairs, handheld showerheads, raised toilet seats/rails and interior/exterior handrails.



### 2016-17 Data

- 290 Participants (2015-16: 236 Participants)
  - o Warren: 57, Clinton Township: 49, Sterling Heights: 29, Macomb Township: 26
  - o Average age: 76
  - o Female: 71%, Male: 29%
  - o Caucasian 82%, African American 13%, Asian: 3%, Hispanic, Native American, and Pacific Islander: Less than 2%

## RESOURCE ADVOCACY

---

Trained specialists provide consultation for seniors to assess needs and recommend services to assist with important decisions in maintaining the stability and independence of seniors. Assistance includes basic community referrals, tax credits, Medicare Part D enrollment, Medicaid application process, and community resources.

### 2016 -17 Data

- 2,386 Participants (2015 – 2016: 2,364 Participants)
  - o Clinton Township: 428, Warren: 339, Sterling Heights: 250
  - o Average age: 73
  - o Female: 71%, Male: 29%
  - o Caucasian: 85%, African American: 8%, Native American: 1.3%, Hispanic, Pacific Islander and Asian: Less than 2%



# OFFICE OF SENIOR SERVICES

## ADULT DAY HEALTH CENTER



Through a unique partnership with Martha T. Berry Medical Care Facility, Macomb Community Action provides a health and social service model of care for individuals with physical and cognitive disabilities. Caregivers are comforted as they leave their loved ones in a home-setting while receiving opportunities for socialization, supervision and medical care. This cost-effective alternative rivals other forms of health care, such as home health and/or home nursing care.



- Home environment
- 1:4 Staff to Participant Ratio
- Flexible Attendance options
- Cognitive and sensory stimulation activities
- Daily exercise
- Participant community outings
- Nutritious meals and snacks
- Incontinence care
- Personal care such as bathing available



In support of the home-like environment, a renovation project took place July – November 2017. These renovations provided esthetic changes such as shower area improvements, new valences throughout main areas, new bedroom furnishings and upgrades to appliances. Funding for the renovations was made possible by the Area Agency on Aging 1-B and Macomb County government.

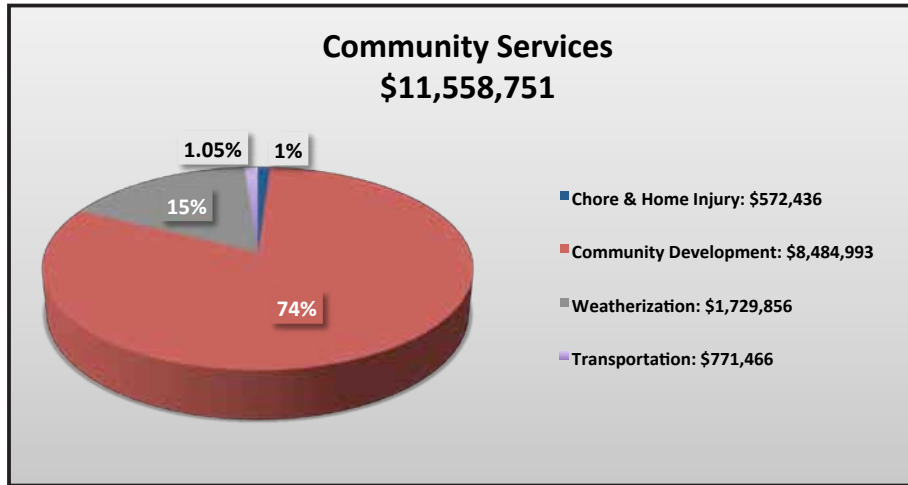
### 2016 – 17 Data

- 50 Participants (2015-16: 57 Participants)
  - o Average age: 80
  - o Female 62% / Male 38%
  - o Caucasian 68%, African American 28%, Asian: 2%, Native American 2%, Hispanic and Pacific Islander: Less than 1%

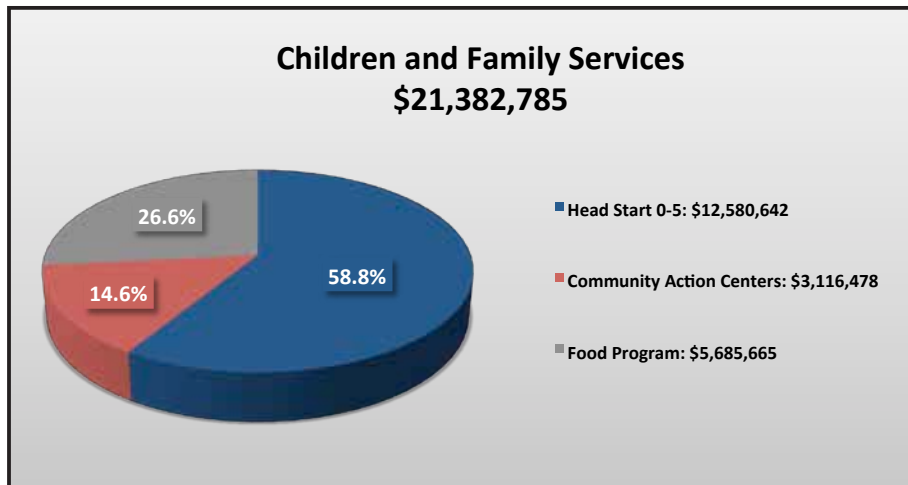


# PROGRAM EXPENDITURES

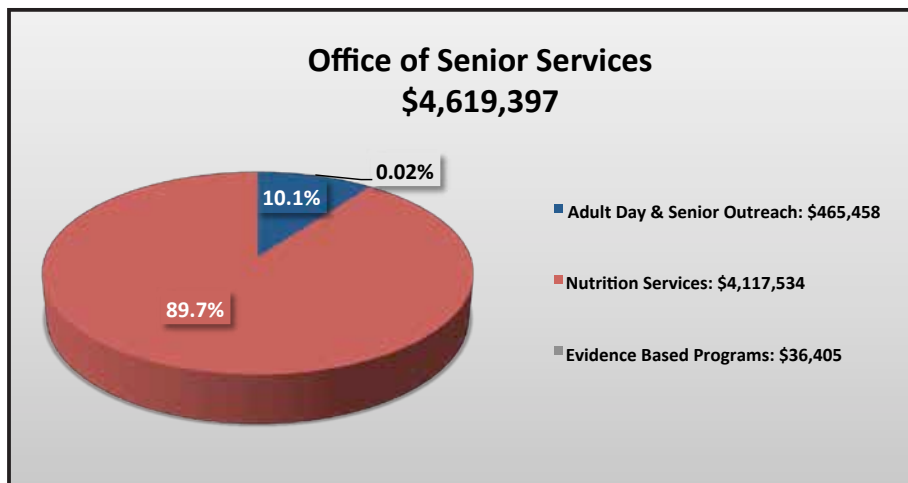
## COMMUNITY SERVICES



## CHILDREN AND FAMILY SERVICES

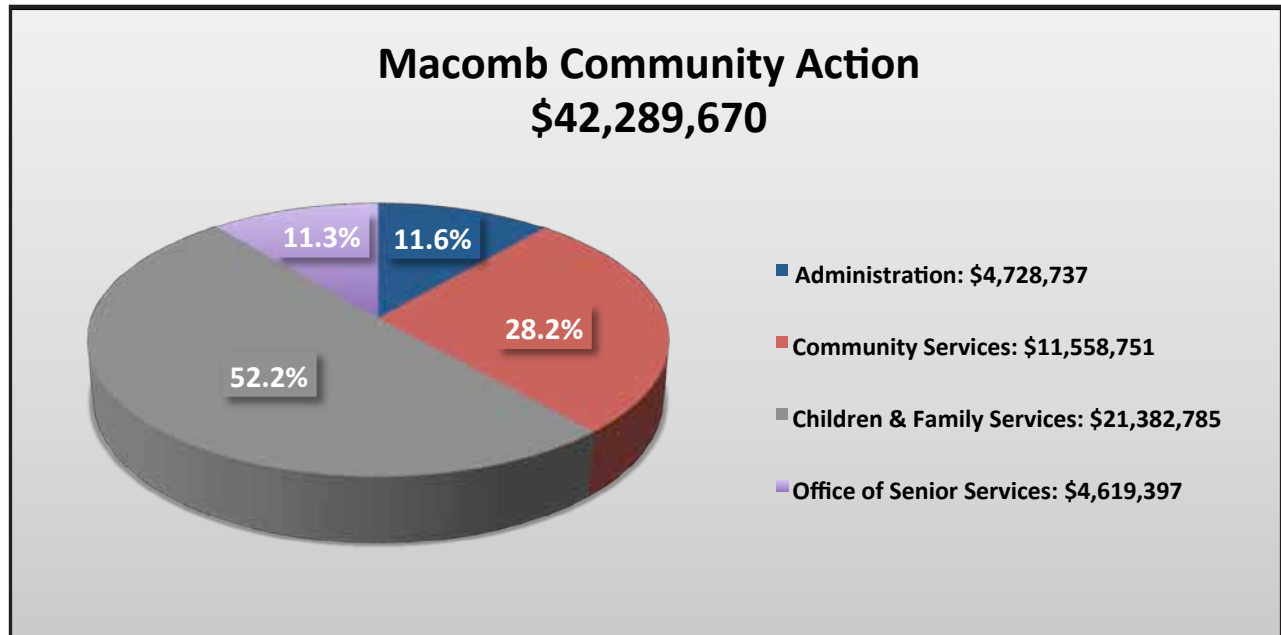


## OFFICE OF SENIOR SERVICES

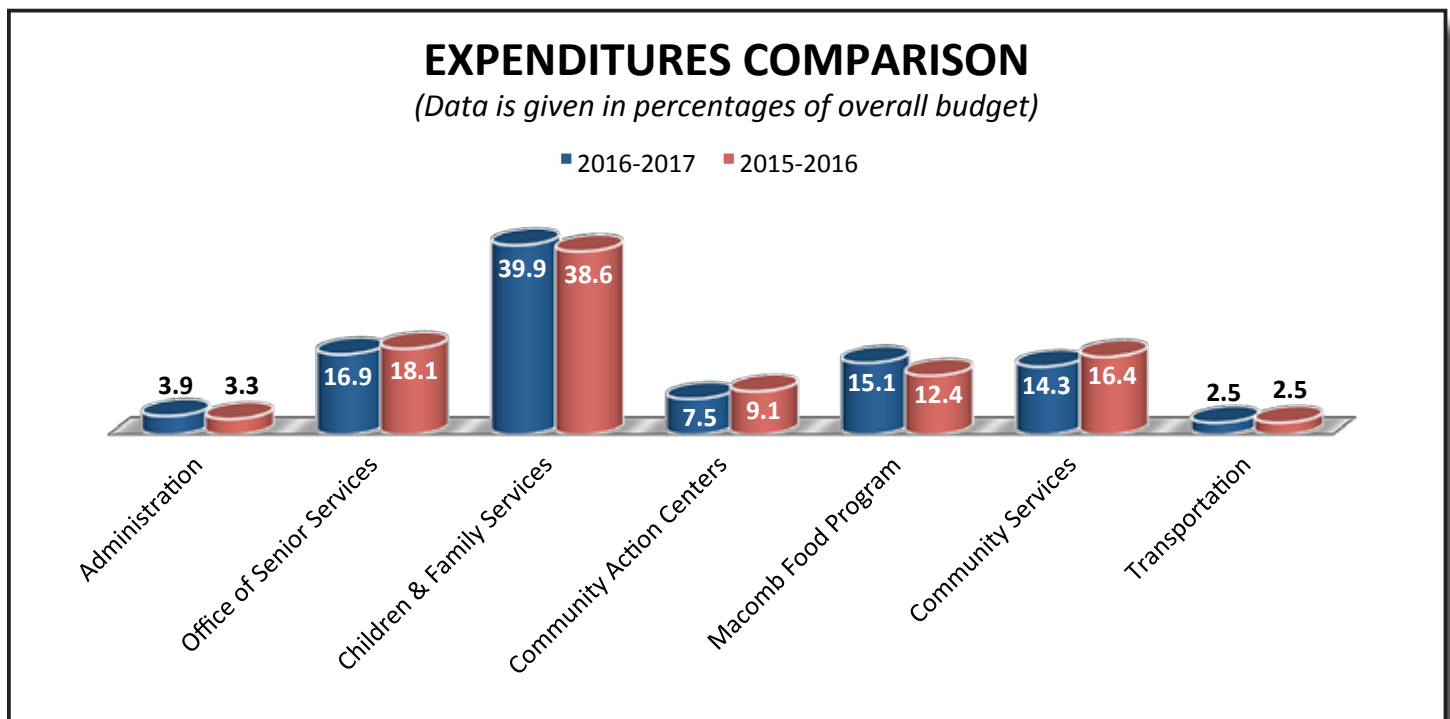


# PROGRAM EXPENDITURES

## MACOMB COMMUNITY ACTION



## FISCAL YEAR BUDGET COMPARISONS



\*County Indirect Cost Allocation of \$1,394,915 and \$1,126,356 respectively, fully funded by Macomb County is excluded.\*

# ANNUAL MEETING/RECOGNITION

In December, Macomb Community Action recognized customers, volunteers, employees and community advocates for their unique contributions toward the empowerment, care and service of Macomb County residents during the 2017 Annual Meeting.

The Annual Meeting is a luncheon and awards reception attended by the Macomb Community Action Advisory Board, elected officials, County leaders, and community partners. At the event, all awardees are honored with their respective awards. Everyone in attendance has demonstrated the core values and mission of our agency; *“Persistent Action to Diminish Poverty and Promote Independence.”*

## MARY GEORGE AWARD

The Mary George Award was founded in 2016 and is presented to an individual for their outstanding commitment and service to the agency and community.



**Juliana Bronson & Mary Blavatt**

*Mary George Award*

## EMPOWERMENT AWARD

The Empowerment Award is given to an individual for their personal growth that serves as an inspiration to others.



**Darryl Wilson**

*Empowerment Award*

# ANNUAL MEETING/RECOGNITION

## COMMUNITY ACTION AWARD

The Community Action Award is given to an employee whose efforts, commitment and dedication embody the characteristics of Macomb Community Action.



**Julie Hintz, Sheila Bullock and  
OSS Customer Service  
Team Members  
Ericka Smith, Mary Tinker  
& April Groat**



*Community Action Award*



## CREATING COMMUNITY AWARD

The Creating Community Award is given to an organization for their outstanding community collaboration and partnership with Macomb Community Action.

### **Macomb County Veterans Services & Accounting Aid Society**

*Creating Community Award*



# THE ANNUAL MEETING RECEPTION



Macomb  
Community  
Action

# MACOMB COMMUNITY ACTION ADVISORY BOARD 2016-2017

**Mark A. Hackel**, Macomb County Executive, Governing Authority

**Chair:** Denise Amenta

**First Vice Chair:** Monica Bihar-Natzke

**Second Vice Chair:** Krista Willette

## **Representatives from the Public Sector**

Robert J. Cannon, Supervisor, Clinton Township

Tom Bommarito, City of Warren

Honorable William Hackel III, 42nd District Court - Division II, New Baltimore

Tom Kalkofen, Community Member

Matthew Micinski, Michigan Department of Health and Human Services

## **Representatives from the Consumer Sector**

Denise Amenta, Community Member

Monica Bihar-Natzke, Community Member

Michael Bruci, Community Member

Darryl Wilson, Head Start Policy Council

Krista Willette, R.N., M.S.A., Macomb County Health Department

Amy Smolski, Community Mental Health

## **Representatives from the Private Sector**

John H. Bierbusse, Macomb St. Clair Workforce Development Board

Sara Gold, United Way for Southeastern Michigan

Susan Burkhardt, Medstar Ambulance

Tanya Blatz, U.S. Army Garrison, Detroit Arsenal



Macomb  
Community  
Action

[mca.macombgov.org](http://mca.macombgov.org)

[@\\_mcaction](https://twitter.com/_mcaction)



[facebook.com/macombcommunityaction](https://facebook.com/macombcommunityaction)

[586-469-6999](tel:586-469-6999)

*“Persistent Action to Diminish Poverty and Promote Independence”*